

DOCUMENT RESUME

ED 284 553

IR 052 019

AUTHOR Fogelstrom, Clarence
TITLE Library Services through Major Urban Resource Libraries (MURLs) and Metropolitan Public Libraries Which Serve as National or Regional Resource Centers.
INSTITUTION Office of Educational Research and Improvement (ED), Washington, DC.
PUB DATE 85
NOTE 154p.; In: Annual Report on LSCA Special Activities, FY 1985; see IR 052 014.
PUB TYPE Reports - Descriptive (141)
EDRS PRICE MF01/PC07 Plus Postage.
DESCRIPTORS Annual Reports; Data Analysis; *Federal Aid; Library Acquisition; Library Expenditures; Library Materials; *Library Services; Library Statistics; Program Descriptions; *Public Libraries; *Regional Programs; *Resource Centers
IDENTIFIERS *Library Services and Construction Act; *Major Urban Resource Libraries

ABSTRACT

This report describes library services funded as specified by the Library Services and Construction Act (LSCA), Title I, major urban resource library (MURL) provisions, and services offered by metropolitan public libraries that served as national or regional resource centers during fiscal 1985. A review of annual reports provided by state libraries indicates that many MURL activities commenced in fiscal year 1984 were continued, the two major activities being the purchase of library materials and interlibrary loan services. Although similar to MURL activities, metropolitan public library activities placed greater emphasis on education and training for library personnel and trustees in the application of technology for use in libraries; the acquisition, cataloging, and processing of library materials for a number of public libraries; and the purchase of videotape recorders, compact disk players, and mini or personal computers. Detailed program statistics provided for each state include the MURL reserve amount, project numbers, total state population, MURL expenditures, state expenditures, local expenditures, cities with population over 100,000, population served, national or regional resource centers, and service area. Two appendices include state-by-state listings of the amounts reserved for MURLs from fiscal 1984-86, and the amounts expended by regional resource centers in fiscal 1984 and programmed from fiscal 1985-86 funds. (KM)

 * Reproductions supplied by EDRS are the best that can be made *
 * from the original document. *

BEST COPY AVAILABLE

U.S. DEPARTMENT OF EDUCATION
OFFICE OF EDUCATIONAL RESEARCH AND IMPROVEMENT
LIBRARY PROGRAMS
PUBLIC LIBRARY SUPPORT STAFF

Library Services Through Major Urban Resource Libraries (MURLs) and Metropolitan Public Libraries

Which Serve as National or Regional Resource Centers

Fiscal Year 1985

by

Clarence Fogelstrom

U.S. DEPARTMENT OF EDUCATION
Office of Educational Research and Improvement
EDUCATIONAL RESOURCES INFORMATION
CENTER (ERIC)

This document has been reproduced as received from the person or organization originating it.

Minor changes have been made to improve reproduction quality.

• Points of view or opinions stated in this document do not necessarily represent official OERI position or policy.

When the appropriation for Title I (Library Services) of the Library Services and Construction Act (LSCA) exceeds 60 million dollars (102(c)(1)), for any fiscal year, the major urban resource library (MURL) provisions becomes effective. In FY 1985, the appropriation for Title I was 75 million dollars therefore, States were required to reserve a portion of the excess above 60 million dollars for cities with a population of 100,000 or more. Section 102(c)(2)(A)(B)(C) of the Act determined the amount each State shall reserve for MURLs:

- For a State in which the total population of cities with 100,000 population or more exceeds 50% of the State's total population, the State shall reserve 50% of the excess allocation for MURLs;
- For a State in which the total population of the cities with 100,000 population or more does not exceed 50% of the State's total population, the State shall reserve a percentage of the excess allocation equal to the ratio of the combined population of these cities to the State's total population;
- For a State without cities with 100,000 population, the provision for strengthening MURLs is not applicable. However, such State was allotted its proportionate share of the \$15 million to use for program purposes consistent with Title I of the Act and its State Plan.

In FY 1985, as in FY 1984, Arizona was the only State that was required to reserve 50% of the excess because the total population of cities over 100,000, exceeded, the State's total population at 54.2%. In 41 States and the Commonwealth of Puerto Rico, the total population of the cities with 100,000 or more did not exceed 50% of the State's total population, and therefore, the amount each State reserved for MURLs was determined by the percentage of the combined cities' populations of 100,000 to the State's total population. Nine States and the District of Columbia did not have cities with populations of 100,000 and were not required to reserve any of its proportionate share of the \$15 million for MURLs.

There were 180 cities (excluding the District of Columbia) with populations of 100,000 or more (U.S. Bureau of Census 1982 estimates). Springfield, Illinois dropped below a population of 100,000 and the following six cities attained 100,000 or more in population: Glendale, Arizona; Pomona, California; Tallahassee, Florida; Houma, Louisiana; Abilene and Odessa, Texas.

159 cities received funds to serve as MURLs and met the provisions of the first sentence after clause (3) of Section 102(a) of the Act, which says: "No grant may be made under clause (3) of this subsection unless the major urban resource library provides services to users throughout the regional area in which such library is located."

The following lists the total amount in "excess" above the \$60 million appropriated for Title I in FYs 1984 through 1986, and the total amount reserved for MURLs from the "excess":

	<u>FY 1984</u>	<u>FY 1985</u>	<u>FY 1986</u>	<u>TOTAL</u>
"EXCESS":	\$5,000,000	\$15,000,000	\$10,339,000	\$30,339,000
Amount Reserved for MURLs:	2,149,725	4,304,669	4,237,719	10,692,113

Attachment A (enclosed) lists the amount reserved for MURLs by each State from FYs 1984 through 1986, and the total reserved by each State.

The FY 1985 Annual Reports indicate many of the same activities commenced in FY 1984 were continued such as providing interlibrary loan services, development of bibliographies and bibliographic searches, genealogical materials, personnel, equipment, microforms, large print books, government documents, and other areas too numerous to mention. As in FY 1984, the major two activities were the purchase of library materials and interlibrary loan services with a greater number of personal computers being purchased than in FY 1984.

Under Title I, Section 102 (Uses of Federal Funds) of the Act, provision is made for States to provide LSCA funds to cities in their respective State to strengthen metropolitan public libraries which serve as national or regional resource centers. This provision allows States under the State Plan (Long-Range Program and Annual Program), to plan which metropolitan public libraries have the capacity to serve as resource centers without the requirement that the city have a population of 100,000 or more. Also, the States develop the criteria in the State Plan that reflect how strengthening a metropolitan library will enhance library service

either in a regional area or Statewide. The following table lists the amount expended from the FY 1984 funds and the amount programmed from FY 1985 and FY 1986 funds:

<u>FY 1984</u>	<u>FY 1985</u>	<u>FY 1986</u>
\$2,462,140	\$3,077,832	\$2,655,261

Attachment B (enclosed) lists the amount actually expended in FY 1984 and the amount programmed from FY 1985 and FY 1986 funds on a State-to-State basis.

As in FY 1984, many of the activities are in most States similar to MURL activities, however, there is a greater emphasis on education and training for library personnel and library trustees on the application of technology for use in libraries; the acquisition, cataloging and processing of library materials for a number of public libraries including the purchase of video tapes that may be shared through a region or Statewide; and the purchase of video tape recorders, compact disk players and mini or personal computers.

MAJOR URBAN LIBRARIES
MURLS

	FY 84	FY 85	FY 86	TOTALS
1. Alabama	\$ 17,422	\$ 51,981	\$ 51,981	\$ 121,384
2. Alaska	3,884	12,312	12,392	28,588
3. Arizona	30,000	92,500	92,500	215,000
4. Arkansas	10,000	20,000	20,000	50,000
5. California	191,790	582,285	589,140	1,363,215
6. Colorado	57,371	195,682	156,546	409,599
7. Connecticut	13,200	39,040	39,040	91,280
8. Delaware	-0-	-0-	-0-	-0-
9. District of Columbia	-0-	-0-	-0-	-0-
10. Florida	42,119	135,378	144,002	321,499
11. Georgia	57,210	57,210	57,210	171,630
12. Hawaii	8,000	26,000	34,321	68,321
13. Idaho	12,500	16,700	17,000	46,200
14. Illinois	245,076	265,000	265,000	775,076
15. Indiana	78,076	80,341	80,341	238,758
16. Iowa	35,229	35,229	35,229	105,687
17. Kansas	35,831	36,365	36,365	108,561
18. Kentucky	30,077	32,000	32,000	94,077
19. Louisiana	70,701	200,544	200,544	471,788
20. Maine	-0-	-0-	-0-	-0-
21. Maryland	18,300	49,247	49,247	116,794
22. Massachusetts	18,900	55,692	55,692	130,284
23. Michigan	48,000	132,500	132,500	313,000
24. Minnesota	13,859	40,820	40,820	95,499
25. Mississippi	4,355	12,932	12,932	30,219
26. Missouri	24,703	71,707	72,000	168,410
27. Montana	-0-	-0-	-0-	-0-
28. Nebraska	33,846	38,923	39,000	111,769
29. Nevada	18,157	18,157	18,157	54,471
30. New Hampshire	-0-	-0-	-0-	-0-
31. New Jersey	17,201	50,163	21,295	88,659
32. New Mexico	15,000	21,776	21,776	58,552
33. New York	206,822	518,262	503,879	1,228,963
34. North Carolina	30,000	60,000	60,000	150,000
35. North Dakota	-0-	-0-	-0-	-0-
36. Ohio	220,749	220,752	231,639	673,140
37. Oklahoma	16,787	51,184	51,184	119,155
38. Oregon	10,260	30,027	30,027	70,314
39. Pennsylvania	135,206	202,809	202,809	540,824
40. Rhode Island	3,382	9,898	9,898	23,178
41. South Carolina	20,000	20,000	-0-	40,000
42. South Dakota	-0-	-0-	-0-	-0-
43. Tennessee	94,558	94,558	94,558	283,674
44. Texas	127,351	400,468	400,468	928,287
45. Utah	15,000	20,000	20,000	55,000
46. Vermont	-0-	-0-	-0-	-0-
47. Virginia	31,320	94,016	94,016	219,352
48. Washington	18,023	47,327	47,327	112,677
49. West Virginia	-0-	-0-	-0-	-0-
50. Wisconsin	16,469	95,240	95,240	206,949
51. Wyoming	-0-	-0-	-0-	-0-
52. American Samoa	-0-	-0-	-0-	-0-
53. Guam	-0-	-0-	-0-	-0-
54. Puerto Rico	52,992	69,644	69,644	192,280
55. Trust Territory	-0-	-0-	-0-	-0-
56. Virgin Islands	-0-	-0-	-0-	-0-
5 Mariana Isls.	-0-	-0-	-0-	-0-

REGIONAL RESOURCE CENTERS

	FY 84	FY 85	FY 86	TOTAL
1. Alabama	\$ 57,836	\$ 27,196	\$ -0-	\$ 85,032
2. Alaska	-0-	-0-	-0-	-0-
3. Arizona	130,700	96,460	30,000	257,160
4. Arkansas	-0-	-0-	-0-	-0-
5. California	193,994	900,405	905,000	1,999,399
6. Colorado	72,210	221,533	162,849	456,592
7. Connecticut	34,375	43,217	10,697	88,289
8. Delaware	-0-	-0-	-0-	-0-
9. District of Columbia	-0-	-0-	-0-	-0-
10. Florida	302,500	242,000	242,000	786,500
11. Georgia	153,551	87,962	-0-	241,513
12. Hawaii	-0-	-0-	-0-	-0-
13. Idaho	-0-	-0-	-0-	-0-
14. Illinois	-0-	-0-	-0-	-0-
15. Indiana	659,999	500,005	400,005	1,560,009
16. Iowa	-0-	-0-	-0-	-0-
17. Kansas	-0-	-0-	-0-	-0-
18. Kentucky	-0-	-0-	-0-	-0-
19. Louisiana	26,645	73,405	75,487	175,537
20. Maine	-0-	-0-	-0-	-0-
21. Maryland	-0-	-0-	-0-	-0-
22. Massachusetts	-0-	-0-	-0-	-0-
23. Michigan	102,000	117,500	117,500	337,000
24. Minnesota	-0-	-0-	-0-	-0-
25. Mississippi	-0-	119,044	80,000	199,044
26. Missouri	275,000	275,000	250,000	800,000
27. Montana	-0-	-0-	-0-	-0-
28. Nebraska	-0-	-0-	-0-	-0-
29. Nevada	-0-	-0-	227,948	227,948
30. New Hampshire	-0-	-0-	-0-	-0-
31. New Jersey	133,330	134,573	58,775	326,678
32. New Mexico	-0-	-0-	-0-	-0-
33. New York	-0-	-0-	-0-	-0-
34. North Carolina	-0-	104,532	150,000	254,532
35. North Dakota	-0-	-0-	-0-	-0-
36. Ohio	-0-	-0-	-0-	-0-
37. Oklahoma	-0-	-0-	-0-	-0-
38. Oregon	-0-	-0-	-0-	-0-
39. Pennsylvania	-0-	125,000	30,000	155,000
40. Rhode Island	-0-	-0-	-0-	-0-
41. South Carolina	-0-	-0-	-0-	-0-
42. South Dakota	-0-	-0-	-0-	-0-
43. Tennessee	320,000	-0-	-0-	320,000
44. Texas	-0-	-0-	-0-	-0-
45. Utah	-0-	-0-	-0-	-0-
46. Vermont	-0-	-0-	-0-	-0-
47. Virginia	-0-	-0-	-0-	-0-
48. Washington	-0-	-0-	-0-	-0-
49. West Virginia	-0-	-0-	-0-	-0-
50. Wisconsin	-0-	-0-	-0-	-0-
51. Wyoming	-0-	-0-	-0-	-0-
52. American Samoa	-0-	-0-	-0-	-0-
53. Guam	-0-	-0-	-0-	-0-
54. Puerto Rico	-0-	10,000	15,000	25,000
55. Trust Territory	-0-	-0-	-0-	-0-
56. Virgin Islands	-0-	-0-	-0-	-0-
57. Mariana Isls.	-0-	-0-	-0-	-0-

MAJOR URBAN RESOURCE LIBRARIES STATISTICS FOR FISCAL - 1984 - 19

STATE: ALABAMA

FISCAL YEAR	EXCESS ABOVE \$50 MILLION	PROJECT NUMBER	TOTAL STATE POPULATION	MURL EXPENDITURES	STATE EXPENDITURES	LOCAL EXPENDITURES
FY 1984	\$ 84,131	XII	3,890,171	\$17,422.00		
FY 1985	251,117	7	3,941,000	51,981.38		
FY 1986	172,309	7	3,990,000	51,981.38		

CITIES OVER 100,000 POPULATION PERCENT	POPULATION SERVED	NATIONAL OR REGIONAL RESOURCE CENTER	SERVICE AREA
805,237 20.7	State	State Library and Birmingham-Jefferson County Public Library	
815,652 20.7			
819,226 20.5			

	FY 84	FY 85	FY 86
1) Birmingham	1) \$6,157	1) \$18,051	1) 18,051
2) Mobile	2) 4,336	2) 13,038	2) 13,038
3) Montgomery	3) 3,847	3) 11,625	3) 11,625
4) Huntsville	4) 3,082	4) 9,268	4) 9,268

FY'84: The above four libraries received funds to provide interlibrary loan services to libraries in regional areas assigned for these purposes.

FY'84: Statewide Resource Center: FY'83 carryover: \$57,836; FY'84: \$321,932. The State Library and the Birmingham Jefferson County Public Library provide reference and information materials Statewide. Materials provided include books, periodical articles, films and other interlibrary requests to local public libraries.

FY'85: The four libraries purchased materials to improve services.

FY'85: The Birmingham-Jefferson County Public Library (\$27,196) provides Statewide interlibrary loan of all materials.

MAJOR URBAN RESOURCE LIBRARIES STATISTICS FOR FISCAL YEARS 1984 - 19

STATE: ALASKA

FISCAL YEAR	EXCESS ABOVE \$60 MILLION	PROJECT NUMBER	TOTAL STATE POPULATION	MURL EXPENDITURES	STATE EXPENDITURES	LOCAL EXPENDITURES
FY 1984	\$ 8,928	7	400,481	\$ 3,884 (carryover)		
FY 1985	28,291	7	444,000	12,392 (carryover)		
FY 1986	20,924	7	500,000	12,392 (carryover)		

CITIES OVER 100,000 POPULATION PERCENT	POPULATION SERVED	NATIONAL OR REGIONAL RESOURCE CENTER	SERVICE AREA
State			

174,431 43.5
 194,675 43.8
 226,663 45.3

1) Anchorage FY84 FY85 FY86
 \$3,884 \$12,392 \$12,392

FY84 carryover: The Anchorage Municipal Library purchased an IBM PC, printer, monitor, and smart modem to upgrade the level of the interlibrary loan and Books-By-Mail services. In addition, the PC is used for on-line bibliographic searches which will speed up and improve ILL services.

MAJOR URBAN RESOURCE LIBRARIES STATISTICS FOR FISCAL YEARS 1984 - 19

STATE: ARIZONA

FISCAL YEAR	EXCESS ABOVE \$60 MILLION	PROJECT NUMBER	TOTAL STATE POPULATION	MURL EXPENDITURES	STATE EXPENDITURES	LOCAL EXPENDITURES
FY 1984	\$ 59,900	84-I-B-6	2,718,016	\$30,000 (carryover)		
FY 1985	184,276	85-I-F2	2,892,000	92,500 (carryover)		
FY 1986	129,199	86-1-6	3,053,000	92,500 (carryover)		

CITIES OVER 100,000 POPULATION PERCENT	POPULATION SERVED	NATIONAL OR REGIONAL RESOURCE CENTER	SERVICE AREA
1,379,437 50.7	State	Phoenix, Tucson and Mesa	Statewide
1,567,314 54.2			
1,644,843 53.8			

	FY'84	FY'85	FY'86
1) Phoenix	1) \$20,000	1) \$62,500	1) 62,500
2) Tucson	2) 10,000	2) 30,000	2) 30,000
3) Mesa			
4) Tempe			
5) Glendale			

FY'84 Carryover: Tucson used the grant funds primarily in two areas: purchase of multiple copies of circulating books for Main Library and branches, and purchase of specialized reference items for Main Library's special Grants Collection. The circulating books cover general information on how to research grant sources, how to do program planning and proposal writing, how to do various types of fund raising, and management for nonprofit organizations. These books can be (and have been) lent on interlibrary loan throughout the state, although for a complete grants search the reference materials must also be used. The reference materials bought include important items not provided by the Foundation Center such as directories of corporate giving, and directories of resources for special subjects. The grant funds have enabled us to expand our basic collection to a comprehensive one of greatest use to grant seekers.

Phoenix purchased materials in business and science. Selectors were instructed to use grant money to buy titles in subjects in high demand from the Arizona Interlibrary Loan Center. AZ ILLC staff supplies a list of subjects and titles. These were supplemented by circulation reports on slow and fast moving items furnished by the computerized circulation system.

FY'84 Carryover Regional Centers (\$130,700): Glendale used the funds (\$20,000) to strengthen a Beginning Reader book collection. The evaluation revealed positive comments from a vast majority of young patrons and parents who found the collection greatly improved. Glendale also received (\$34,500) to convert 35,000 records to machine-readable format. AMIGOS Bibliographic Council was contracted to provide this service. The records were then added to the OCLC database, resulting in the availability of these materials to other Arizona OCLC libraries through the interlibrary loan process.

Mesa completed a retroconversion project (\$22,728) commenced in FY'84. The primary measure of the effectiveness of this project and its predecessor, is a comparison of the number of books borrowed from the Mesa Public Library by other libraries via the OCLC interlibrary loan subsystem before the projects began and again after their completion. In July 1983, immediately prior to the initiation of the first project, 63 books were borrowed from Mesa via the OCLC subsystem, 21 of these were borrowed by Arizona libraries. During September 1984, the month immediately after this project's completion, there was a 258% increase in loans, a total of 226. Of these, 100 were borrowed by Arizona libraries, a 376% increase from July 1983. Based upon these figures, both projects must be judged successful.

The Cataloging Services Section of the Phoenix Public Library (\$38,342) updated 51,116 OCLC records to include the library's holdings symbol during this grant period. This represents an increase of 24,552 records, or 92%, over the 1983-84 grant year retrospective conversion project. The total number of OCLC records on which retrospective conversion has been completed totaled 97,178 over the three years of the grant-funded project.

The number of OCLC records searched during the 1984-85 grant period totaled 53,052 for a "hit" rate of 96.35%. The average cost per updated OCLC record was \$.50. This total of \$.50 per updated OCLC record included labor time involved in searching the Phoenix Public Library's automated ULISYS Circulation System to ensure that titles updated were actually held by the library.

The Dewey Decimal Classification numbers updated during this grant period were the remainder of the 300's, and a significant number of titles held by the library in the 400's. When ongoing cataloging of the library's new titles is included, the total number of OCLC records to which the library's holdings symbol has been attached totals approximately 190,000 titles.

The three-year retrospective conversion project has contributed materially to the growth of the Arizona Interlibrary Loan Center. The updating of OCLC records to include the library's holdings symbol provides other OCLC libraries with access to the library's holdings, and increases the number of requests which the Center receives.

Phoenix (\$15,090) used grant money to buy titles in subjects in high demand from the Arizona Interlibrary Loan Center. AZ ILLC staff supplied a list of subjects and titles. These were supplemented by circulation reports on slow and fast moving items furnished by the computerized circulation system.

MAJOR URBAN RESOURCE LIBRARIES STATISTICS FOR FISCAL YEARS 1984 - 19__

STATE: ARKANSAS

FISCAL YEAR	EXCESS ABOVE \$60 MILLION	PROJECT NUMBER	TOTAL STATE POPULATION	MURL EXPENDITURES	STATE EXPENDITURES	LOCAL EXPENDITURES
FY 1984	\$ 49,213	4b	2,285,803	\$10,000 (carryover)		
FY 1985	147,000	4b	2,307,000	20,000 (carryover)		
FY 1986	101,141	4b	2,349,000	20,000 (carryover)		

CITIES OVER 100,000 POPULATION PERCENT	POPULATION SERVED	NATIONAL OR REGIONAL RESOURCE CENTER	SERVICE AREA
158,461 6.9	State	Yes	
167,974 7.3			
170,140 7.2			
	FY'84	FY'85	FY'86
1) Little Rock	\$10,000	\$20,000	\$20,000

FY'85 Annual Report not received as of 3-6-87

MAJOR URBAN RESOURCE LIBRARIES STATISTICS FOR FISCAL YEARS 1984 - 19

STATE: CALIFORNIA

FISCAL YEAR	EXCESS ABOVE \$60 MILLION	PROJECT NUMBER	TOTAL STATE POPULATION	MURL EXPENDITURES	STATE EXPENDITURES	LOCAL EXPENDITURES
FY 1984	\$ 519,638	Excess (MURLS)	23,673,412	\$191,790 (carryover)		
FY 1985	1,573,674	I-7, MURLS	24,697,000	582,285 (carryover)		
FY 1986	1,095,628	I-7, MURLS	25,622,000	589,140 (carryover)		
CITIES OVER 100,000 POPULATION PERCENT			POPULATION SERVED	NATIONAL OR REGIONAL RESOURCE CENTER	SERVICE AREA	
8,755,478	36.9		State	Bay area Reference Center (BARC)	Statewide	
9,140,964	37.0			Southern California Answering Service (SCAN)		
9,571,233	37.3			FY'85: BARC: \$421,066		
				FY'85: SCAN: \$400,000		
	FY'84	FY'85	FY'86			
1) Los Angeles	1) \$65,070	1) \$194,980	1) \$194,980			
2) San Diego	2) 19,270	2) 59,095	2) 59,095			
3) San Francisco	3) 14,965	3) 44,620	3) 44,620			
4) San Jose	4) 13,880	4) 42,525	4) 42,525			
5) Long Beach	5) 8,010	5) 23,965	5) 23,965			
6) Oakland	6) 7,530	6) 22,235	6) 22,235			
7) Sacramento	7) 6,135	7) 18,620	7) 18,620			
8) Anaheim	8) 4,900	8) 14,610	8) 14,610			
9) Fresno	9) 4,875	9) 15,785	9) 8,900			
10) Santa Ana	10) 4,555	10) 14,015	10) 14,015			
11) Riverside	11) 3,840	11) 11,230	11) 11,230			
12) Huntington Beach	12) 3,840	12) 11,375	12) 11,375			
13) Stockton	13) 3,375	13) 10,440	13) 10,440			
14) Glendale	14) 3,140	14) 9,170	14) 9,170			
15) Fremont	15) 2,985	15) 8,900	15) 8,900			
16) Torrance	16) 2,940	16) 8,400	16) 8,400			
17) Garden Grove	17) 2,795	17) 8,150	17) 8,150			
18) Pasadena	18) 2,695	18) 7,805	18) 7,805			
19) San Bernardino	19) 2,670	19) 8,020	19) 8,020			
20) Oxnard	20) ineligible	20) ineligible	20) ineligible			
21) Irvine	21) 2,430	21) 6,910	21) 6,910			
22) Santa Ana	22) 2,430	22) 7,360	22) 7,360			

MAJOR URBAN RESOURCE LIBRARIES STATISTICS FOR FISCAL YEARS 1984 - 19

STATE: CALIFORNIA (Cont'd)

23) Bakersfield	23)	2,410	23)	7,455	23)	7,455
24) Berkeley	24)	2,360	24)	6,675	24)	6,675
25) Concord	25)	2,360	25)	6,715	25)	6,715
26) Fullerton	26)	2,330	26)	6,745	26)	6,745
27) Pomona			27)	6,485	27)	6,485
28) Ontario					28)	6,855

FY'84 Regional Centers: BARC provides access to the collection of San Francisco Public Library and to 190 special and academic library collections and to other special resources in Northern California. Approximately 3,500 questions are answered annually on referral from system reference centers.

SCAN is in the Los Angeles Public Library and makes use of its collections, but employs its own staff of specialized reference librarians and has access to computerized information data bases. Approximately 3,500 questions are answered annually on referral from system reference centers.

FY'84 Carryover MURLs: All obligated funds were expended and each MURL filed a collection development plan indicating how the funds were spent to broaden their services.

FY'84 Carryover Regional Centers: (BARC) (\$421,066) The project answered 2,990 reference questions, falling short of its expected 3,500, but in other respects had another successful year. At this third level reference service is the most expensive and time consuming. Staff also prepared bibliographies, published the BARC Notes periodical, and conducted liaison and training with staff members of libraries served in Northern California. BARC is one of two regional reference centers, potentially serving 10 million residents of central and northern California.

SCAN: (\$400,000): The project exceeded its objective and answered 3,673 reference questions referred from public library systems. At this third level reference service is the most expensive and time consuming. Staff also prepared bibliographies, published the SCAN updating service, and conducted liaison and training with staff members of libraries served in Southern California. SCAN as one of two regional reference centers potentially served 14 million residents of the greater South California area.

MAJOR URBAN RESOURCE LIBRARIES STATISTICS FOR FISCAL YEARS 1984 - 19

STATE: COLORADO

FISCAL YEAR	EXCESS ABOVE \$60 MILLION	PROJECT NUMBER	TOTAL STATE POPULATION	MURL EXPENDITURES	STATE EXPENDITURES	LOCAL EXPENDITURES
FY 1984	\$ 63,871	6	2,889,934	\$ 57,371 (carryover)		
FY 1985	195,682	6	3,071,000	195,682 (carryover)		
FY 1986	136,565	4	3,178,000	156,546 (carryover)		

CITIES OVER 100,000 POPULATION PERCENT	POPULATION SERVED	NATIONAL OR REGIONAL RESOURCE CENTER	SERVICE AREA
	State	Yes	
1,080,649 37.4			
1,141,066 37.2			
1,068,213 33.6			
	FY'84	FY'85	FY'86
1) Denver	1) \$11,810	1) \$39,136.40	1) \$39,137
2) Colorado Springs	2) 6,274	2) 39,136.40	2) 39,137
3) Aurora	3) 12,744	3) 39,136.40	3) 39,136
4) Lakewood	4) 13,769	4) 39,136.40	4) 39,136
5) Pueblo*	5) 12,774	5) 39,136.40	5) -0-

FY'84 Carryover: Denver (\$11,810) purchased full patents on microfilms for the years 1929 through 1933.
 Colorado Springs (\$6,274) purchased materials in Spanish, Korean, Vietnamese, Arabic and Farsi.
 Aurora (\$12,744) purchased video cassette recorders, monitors, and video tapes.
 Lakewood (\$13,769) established a consumer health information collection of books, pamphlets and other materials that is used by the library patrons and professionals in the health care field.
 Pueblo (\$12,774) installed a theft detection system at its main library.

STATE: - COLORADO (continued)

FY 84 Carryover Regional Centers:

Boulder (\$69,850) successfully connected two dissimilar computers at Aurora and Jefferson County Public Libraries. Interlibrary loan requests for Jefferson County from Aurora was 79%. Prior to the project it was only 12%.

Pueblo (\$2,360) provided library user with access to on-line database searching by training three staff members in BRS searching, purchasing necessary equipment to perform searches, and disseminating 1,000 brochures to the public explaining how the system works.



MAJOR URBAN RESOURCE LIBRARIES STATISTICS FOR FISCAL YEARS 1984 - 19__

STATE: CONNECTICUT

FISCAL YEAR	EXCESS ABOVE \$60 MILLION	PROJECT NUMBER	TOTAL STATE POPULATION	MURL EXPENDITURES	STATE EXPENDITURES	LOCAL EXPENDITURES
FY 1984	\$ 67,305	6	3,107,906	\$13,200		
FY 1985	199,186	7	3,126,000	39,040		
FY 1986	136,551	7	3,154,000	39,040		

CITIES OVER 100,000 POPULATION PERCENT	POPULATION SERVED	NATIONAL OR REGIONAL RESOURCE CENTER	SERVICE AREA
--	-------------------	--------------------------------------	--------------

610,766	19.6	State	Yes
611,981	19.6		
606,826	19.2		

	FY'84	FY'85	FY'86
1) Bridgeport (Region IV)	1) \$2,640	1) \$7,808	1) \$7,808
2) Hartford (Regions II and III)	2) 2,640	2) 7,808	2) \$7,808
3) New Haven (Regions V and VI)	3) 2,640	3) 7,808	3) \$7,808
4) Waterbury (Region I)	4) 2,640	4) 7,808	4) \$7,808
5) Stamford (Region IV)	5) 2,640	5) 7,808	5) \$7,808

FY'84 (MURLS): Funds were expended on reference materials

FY'85 (MURLS): Reference materials were purchased for interlibrary loan requests.

FY'85 (Regional)(\$45,500): A network was developed among existing health information providers including health science libraries, health associations, public libraries, State health agencies, and State division's of national health associations to allow each of these segments to know what the others can offer their constituencies.



MAJOR URBAN RESOURCE LIBRARIES STATISTICS FOR FISCAL YEARS 1984 - 19

STATE: FLORIDA

FISCAL YEAR	EXCESS ABOVE \$60 MILLION	PROJECT NUMBER	TOTAL STATE POPULATION	MURL EXPENDITURES	STATE EXPENDITURES	LOCAL EXPENDITURES
FY 1984	217,775	18,A-E	9,838,322	\$ 34,495 (\$8,624 carryover)		
FY 1985	666,885	18,A-E	10,466,000	135,378		
FY 1986	467,293	7	10,976,000	144,002		
CITIES OVER 100,000 POPULATION PERCENT			POPULATION SERVED	NATIONAL OR REGIONAL RESOURCE CENTER		SERVICE AREA

1,946,102 19.7
 2,124,076 20.3
 2,139,076 19.4

State

Yes

State

	FY'84	FY'85	FY'86
1) Jacksonville (Regional Resource Center)	1) \$8,624	1) \$27,076	1) \$28,800
2) Miami (Regional Resource Center)	2) 8,624	2) 27,076	2) 28,800
3) Tampa (Regional Resource Center)	3) 8,624	3) 27,076	3) 28,802
4) St. Petersburg			
5) Fort Lauderdale (Regional Resource Center)	5) 8,624	5) 27,075	5) 28,800
6) Hialeah			
7) Orlando (Regional Resource Center)	7) 8,623	7) 27,075	7) 28,800
8) Hollywood			
9) Tallahassee			

FY 84: Funding for Major Urban Resource Libraries was used to develop the book collections of five major urban libraries in Fort Lauderdale, Miami, Tampa, Jacksonville, and Orlando. These libraries make their collections available not only for local and regional use but also supply materials on demand to libraries and patrons throughout the State through the Florida library Information Network.

Fort Lauderdale (\$8,624) Public Library's report was not received in time for the State Library Annual Report submission.

Jacksonville Public Library's (\$8,624) objectives were to develop biographic resources as a major urban resource library, and to provide reference and inter-library loan services to other Florida libraries. Funds from this grant were used in conjunction with Regional Resource and FLIN funds to accomplish these objectives. Often, a major portion of this particular grant's monies was expended for project personnel as well as a portion for materials.

Orlando's (\$8,623) report was not received in time for the State Library annual Report submission.

Miami (\$8,624) stated that the goal of this project was to provide materials in the Business and Science Technology subject areas to the patrons and ILL users of the Miami-Dade Public Library System. These subject areas required particular revision and update due to the constant changes in technology and discovery of new fields of study.

There is a significant difference between the amount requested for this project and the amount actually received. Though this does not change the objective of the project, it does certainly alter its effectiveness. Almost 90,000 reference and informational requests were handled by the Main Library Business and Science Department in FY 84 and substantial increases are projected when the New Mail Library facility opens in 1985. Continued small funding levels will further drain a book budget which has experienced diminishing purchase power over the last few years. It is crucial that materials in these subject areas be provided in order to meet the demands of the community which expects to find these materials in major urban libraries. As a major urban resource library, funds must be provided to purchase materials that are current and reflect the new technologies.

Tampa's (\$8,624) project was delayed due to the contracting process. Funds for this project were obligated in early FY 85 and a report of expenditures and activities will be submitted with the FY 85 Annual Report.

Metropolitan libraries serving as national or regional resource centers received \$302,500 in FY 84.

The project has provided the five resource center public libraries in Fort Lauderdale, Jacksonville, Miami, Orlando, and Tampa with funds to add to their materials collections and assist them in providing resource center services. These back-up libraries make their collections available to all persons in Florida through the Florida Library Information Network. (See Project 1, Title III.) FY 84 was the first year under which the Broward County Division of Libraries, in Fort Lauderdale, received funding for this project. Their addition reflects the development of the library's collection to the point where it has met the criteria stated in the Florida Long-Range Program for Library Service.

Priority areas for Regional Resource Centers have been collection building and staffing to speed book processing and facilitate interlibrary loan searches. The provision of the OCLC/ILL subsystem has made possible faster and more efficient service. Access to the subsystem makes possible greater accuracy in locating libraries holding materials needed, and increases the speed with which they can be requested.

FY'85 (MURLS): Fort Lauderdale's (\$27,075) report will appear in the FY'86 Annual Report. Jacksonville Public Library's (\$27,075) funds were used to develop bibliographic resources and to provide reference and interlibrary loan services to other Florida libraries. Miami (\$27,076) provided reference and interlibrary loan services to other Florida libraries throughout the State through the acquisition of print and microform materials which complement the existing collection and acquisition policies of the System.

Orlando (\$27,075) used the funds by upgrading and expanding special subject and reference collections and by making these collections, as well as other resource collections available in the other major urban resource libraries, available through a well developed interlibrary loan program.

Tampa (\$8,624) and (\$27,076) used funds in collective development with special emphasis on the areas of geneology, local history, business, and business and technology -- and a very active, well organized interlibrary loan department.

Metropolitan libraries serving at National or regional resource centers received \$242,000 in FY'85.

Jacksonville (\$60,500) used funds to strengthen the library's collection and to make these resources more available to people throughout the state. To achieve these goals, project personnel assist library staff by providing clerical assistance in book order processing and cataloging, by searching and processing interlibrary loan requests, and by typing and proofing the Florida Times Union Index.

Miami used funds (\$60,500) to provide materials in the Business and Science Technology subject areas to the patrons and ILL users of the Miami-Dade Public Library System. These subject areas require particular revision and update due to the constant changes in technology and discovery of new fields of study.

There is a significant difference between the amount requested for this project and the amount actually received. Though this does not change the objective of the project, it does certainly alter its effectiveness. Almost 100,000 reference and informational requests were handled by the Main Library Business and Science Department in FY'85 and substantial increases have been experienced at the New Main Library facility opened in July 1985. Continued small funding levels will further drain a book budget which has experienced diminishing purchase power over the last few years. It is crucial that materials in these subject areas be provided in order to meet the demands of the community which expects to find these materials in major urban libraries. As a major urban resource library, funds must be provided to purchase materials that are current and reflect the new technologies.

Orlando (\$60,500) used the funds to select specialized reference and information sources that other libraries cannot afford or would not often use, as well as to measure the effectiveness of library service delivery (in an attempt to continuously improve it).

Tampa (\$60,500) used the funds on the purchase of books in an attempt to enhance the collection the library makes available and therefore, provide current, effective information to library users throughout Florida. All additional costs of this project, such as the input of new titles into SOLINET/OCLC, have been borne by the county government and state aid.

Fort Lauderdale (\$60,500 carryover). Due to delays in the contract process, this library did not begin implementation until late in the fiscal year 1985. The narrative report for the project will be submitted with the FY'85 carryover report upon its completion as of September 30, 1986.

MAJOR URBAN RESOURCE LIBRARIES STATISTICS FOR FISCAL YEARS 1984 - 19__

STATE: GEORGIA

FISCAL YEAR	EXCESS ABOVE \$60 MILLION	PROJECT NUMBER	TOTAL STATE POPULATION	MURL EXPENDITURES	STATE EXPENDITURES	LOCAL EXPENDITURES
FY 1984	\$119,437	MURLS	5,464,655	\$57,210		
FY 1985	359,886	6	5,648,000	57,210		
FY 1986	249,350	6	5,837,000	57,210		

CITIES OVER 100,000 POPULATION PERCENT	POPULATION SERVED	NATIONAL OR REGIONAL RESOURCE CENTER	SERVICE AREA
852,749 15.6	State	Yes	
866,930 15.3			
866,154 14.8			
	FY'84	FY'85	FY'86
1) Atlanta	1) \$28,495	1) 28,495	1) 28,495
2) Columbus	2) 11,373	2) 11,372	2) 11,372
3) Savannah	3) 9,492	3) 9,492	3) 9,492
4) Macon	4) 7,851	4) 7,851	4) 7,851

FY 84 MURLs: Atlanta: Funds were used to strengthen telephone reference and data base bibliographic searches for persons in designated service area.

Columbia: Funds were used to improve reference collection for use through the regional resource center.

Savannah: Funds were used to strengthen circulating non-fiction collection for use through the regional resource center.

Macon: Funds were used to provide local history and genealogical reference and research services to designated service area.

FY 85 MURLs: Atlanta: Funds used for RIC-Info Line Services.

Columbia: Funds were used to improve reference collection which serves a five county area.

Savannah: Funds were used to strengthen the adult non-fiction collection which serves 44 counties of their service area.

Macon: Funds were used to publish and provide all the area libraries with copies of the index to the Macon Telegraph and News.

FY 85 Strengthening Metropolitan Public Libraries - \$87,962:

Atlanta: Funds were used to plan a long-range plan of development for area, communication via cable casting and service extention.

Macon: Funds were used to improve the speed and accuracy of reference services in a seven county area through on-line reference data bases.

MAJOR URBAN RESOURCE LIBRARIES STATISTICS FOR FISCAL YEARS 1984 - 19__

STATE: HAWAII

FISCAL YEAR	EXCESS ABOVE \$60 MILLION	PROJECT NUMBER	TOTAL STATE POPULATION	MURL EXPENDITURES	STATE EXPENDITURES	LOCAL EXPENDITURES
FY 1984	\$21,011	84-12	965,000	\$ 8,000 (carryover)		
FY 1985	63,528	85-12	997,000	26,000 (carryover)		
FY 1986	44,285	6	1,039,000	34,321 (carryover)		

CITIES OVER 100,000 POPULATION PERCENT	POPULATION SERVED	NATIONAL OR REGIONAL RESOURCE CENTER	SERVICE AREA
365,048 37.8	Honolulu		
377,153 37.8			
805,266 77.4			

	FY'84	FY'85	FY'86
1) Honolulu	\$8,000	\$26,000	\$34,321

FY'84 carryover: Kaimuki regional library purchased books, pamphlets and maps. Materials were purchased to fill gaps in the reference collection using the system's basic reference lists as a measure.

MAJOR URBAN RESOURCE LIBRARIES STATISTICS FOR FISCAL YEARS 1984 - 19


STATE: IDAHO

FISCAL YEAR	EXCESS ABOVE \$60 MILLION	PROJECT NUMBER	TOTAL STATE POPULATION	MURL EXPENDITURES	STATE EXPENDITURES	LOCAL EXPENDITURES
FY 1984	\$20,560	I-6	943,935	\$12,500 (carryover)		
FY 1985	62,253	I-7	977,000	16,700 (carryover)		
FY 1986	42,936	9	1,001,000	17,000 (carryover)		

CITIES OVER 100,000 POPULATION PERCENT	POPULATION SERVED	NATIONAL OR REGIONAL RESOURCE CENTER	SERVICE AREA
102,451 10.8	State		
104,586 10.7			
107,188 10.7			

	FY'84	FY'85	FY'86
1) Boise	\$12,500	\$16,700	\$17,000

FY'84 carryover: MURL funds were spent by Boise Public Library to pay Western Library Network (WLN) costs.



MAJOR URBAN RESOURCE LIBRARIES STATISTICS FOR FISCAL YEARS 1984 - 19__

STATE: ILLINOIS

FISCAL YEAR	EXCESS ABOVE \$60 MILLION	PROJECT NUMBER	TOTAL STATE POPULATION	MURL EXPENDITURES	STATE EXPENDITURES	LOCAL EXPENDITURES
FY 1984	\$245,611	7	11,420,191	\$245,076 (carryover)		
FY 1985	730,605	6	11,466,000	265,000 (carryover)		
FY 1986	499,136	7	11,511,000	265,000		
CITIES OVER 100,000 POPULATION PERCENT			POPULATION SERVED	NATIONAL OR REGIONAL RESOURCE CENTER	SERVICE AREA	

3,368,998 29.5
 3,257,750 28.4
 3,347,686 29.0

	FY'84	FY'85	FY'86
1) Chicago	1) \$219,080	1) \$243,800	1) \$243,800
2) Rockford	2) 9,650	2) 11,400	2) 11,400
3) Peoria	3) 9,051	3) 9,800	3) 9,800
4) Springfield	4) 7,295		

FY'84 Carryover (MURLS): Chicago Public Library strengthened its collection of Illinois literature, materials for Asian population and its video-cassette collection. Springfield Public Library reviewed the strenghts and weaknesses of its general colleciton and identified and purchased materials for replacement and expansion purposes. Rockford concentrated its MURLS funds in the area of foreign language materials and purchase of a TTY as a communicated tool for deaf patrons. Peoria Public Library purchased materials to strengthen its genealogy collection.

STATE: INDIANA

FISCAL YEAR	EXCESS ABOVE \$60 MILLION	PROJECT NUMBER	TOTAL STATE POPULATION	MURL EXPENDITURES	STATE EXPENDITURES	LOCAL EXPENDITURES
FY 1984	\$117,719	84-10B	5,490,299	\$78,076		
FY 1985	349,309	85-16B	5,482,000	80,341		
FY 1986	238,040	86-10	5,498,000	80,341		

CITIES OVER 100,000 POPULATION PERCENT	POPULATION SERVED	NATIONAL OR REGIONAL RESOURCE CENTER	SERVICE AREA
	State	All members of its respective Area Library Services Authority (ALSA)	
1,265,179 23.0			
1,260,790 23.0			
1,256,242 22.8			
	FY'84	FY'85	FY'86
1) Indianapolis	1) \$43,246	1) \$44,508	1) \$44,508
2) Fort Wayne	2) 10,626	2) 10,925	2) 10,925
3) Gary	3) 9,377	3) 9,651	3) 9,651
4) Evansville	4) 8,050	4) 8,288	4) 8,288
5) South Bend	5) 6,777	5) 6,969	5) 6,969

The goal of this project is to strengthen Indiana's metropolitan public libraries which serve as regional resource centers. This project provided compensation in the form of grants to urban libraries that because of their resource strengths provide library services to a constituency of a region greater than their tax supported district. The project is part of the Indiana Public Library Resource Sharing program. The five libraries listed above exceed 100,000 population and were designated as metropolitan resource libraries. The libraries had to meet the following criteria in order to receive their grant:

1. The library must be a public library.
2. The library must serve a city of 100,000 population or more.
3. The library must have a collection of 100,000 cataloged volumes.
4. The library must be a member of its Area Library Services Authority (ALSA) and make its collection available for interlibrary loan use.

STATE: INDIANA

5. The library must permit in house reference use of the collection by the general public.
6. The library must make application for distribution giving appropriate assurance and agreeing to required reports.

All five eligible libraries met the criteria and received grants. The grants were distributed as required in LSCA regulations to maintain levels of support for the libraries previously receiving grants, based on 1980 census population figures. The recipient libraries reported that the grants were used in the following budget categories: personnel 80%, books 6%, and equipment 14%.

FY84 Area Library Services Authorities

The overall goal of this project is to improve general library service and access to services for groups of persons with inadequate services through support of Area Library Service Authorities (ALSA). The ALSAs aim is to help member libraries provide better services to their patrons through consultations, resource sharing, and cooperative services.

The ALSAs have been charged by the State Library with providing interlibrary loan, reference referral, and consultation/staff development. ALSA members now include 97% of public libraries and all Interlibrary Loan/Reference Referral Centers and services are located in and provided by public library reference centers.

ALSA membership has continued to increase, going from 621 in FY1982, 648 in FY1983, to 667 in FY1984. 97% of the public libraries in the State are now members. Many of the member libraries are smaller public libraries (79% of the public library members serve populations of 25,000 or less) and depend on ALSA services to back up the services they offer to their patrons.

Interlibrary loan and reference referral services are well established in all areas. According to statistics reported the total number of requests handled decreased slightly from 102,375 in FY83 to 97,595. Overall, after referral to other resource centers the ALSA ILL/RR Centers filled 81% of all requests received, a 5% increase over FY1983.

The total number of workshops offered increased from 60 to 77, with total attendance increasing from 2,383 to 3,202 persons. Staff visits to libraries decreased slightly from 382 in 1983 to 326 in FY1984. The number of consultations was reported at 778. The number of items delivered by Courier, U.S. Postal Service, and UPS was 153,504.

A-V Services reported 9,772 circulations with total attendance of 430,485.

The ALSAs continued working with the Continuing Library Information Media Education (CLIME) plan objectives through continuing education offerings in their areas and working with the State Library to facilitate statewide coordination and communication of continuing education opportunities.

MAJOR URBAN RESOURCE LIBRARIES STATISTICS FOR FISCAL YEARS 1984 - 19__

STATE: INDIANA

The ALSAs are continuing to provide much needed services to their members. Member response to the ALSAs has continued to be good, as evidenced by increased membership and increased utilization of services. Evaluations conducted by individual areas have shown that ALSA members consider their membership to be important in providing better service to their patrons.

FY85 MURLs: All five eligible libraries met the criteria and received grants. The grants were distributed as required in LSCA regulations to maintain levels of support for the libraries previously receiving grants, based on 1980 census population figures.

FY85 Area Library Services Authority

One objective states a priority for improved efficiency of location searches through increased use of OCLC for location verification. This objective has been minimally met. For FY85 the fill rate was 82% of ILL/RR requests which is up slightly from FY84 fill rate of 81%. This figure, however, is in line with the slight increase in total number of requests handled by the Reference Referral Centers. It must be remembered, that more and more libraries have access to OCLC interlibrary loan services, and thus do their own interlibrary loans directly to the holding library. It would be expected, in light of this information, that ILL/RR requests will decline as more and more libraries do their interlibrary loan directly.

A further objective states a priority for coordination of staff development/continuing education planning through application for and recognition of each ALSA by the Indiana Council of Approval for Providers of Continuing Education. Since only one ALSA has applied for recognition by ICAP so far, this objective has not been met. In spite of this fact, the ALSAs nevertheless offer planning for staff development and continuing education.

A final objective of the program is to improve audio visual services available to members. In FY84 total audio visual circulation was 9,772 and attendance was 430,485. In FY85 total audio visual circulation was 12,245 and attendance was 383,412. Therefore, in FY85, circulation was up but attendance was down slightly from FY84. Audio visual services were improved (more materials were circulated) and the objective was met even though not as many people choose to take advantage of the service. FY86 probably will see some changes as some ALSAs become more involved in video cassette lending services.

The ALSA total expenditures for audio visual services ranged from a low of 2% to a high of 10%. The percentage did not appear to be dependent on a delivery system since the three ALSAs with dedicated delivery services (ALSA 2, Stone Hills ALSA, and CIALSA) have 2%, 2%, and 8% respectively. Again, this situation may change in FY86 as more video cassette lending programs are initiated.

MAJOR URBAN RESOURCE LIBRARIES STATISTICS FOR FISCAL YEARS 1984 - 19

STATE: IOWA

FISCAL YEAR	EXCESS ABOVE \$60 MILLION	PROJECT NUMBER	TOTAL STATE POPULATION	MURL EXPENDITURES	STATE EXPENDITURES	LOCAL EXPENDITURES
FY 1984	\$ 62,540	84 VI	2,913,437	\$ 9,569 (25,660 carryover)		
FY 1985	185,168	No number	2,906,000	35,229		
FY 1986	126,328	VII	2,910,000	35,229		

CITIES OVER 100,000 POPULATION PERCENT	POPULATION SERVED	NATIONAL OR REGIONAL RESOURCE CENTER	SERVICE AREA
404,510 13.8	State		
404,391 13.9			
401,630 13.8			

	FY'84	FY'85	FY'86
1) Des Moines	1) \$ 7,614.50	1) \$ 7,615	1) \$ 7,615
2) Cedar Rapids	2) 20,000.00	2) 20,000	2) 20,000
3) Davenport	3) 7,614.50	3) 7,614	3) 7,614

FY'84 MURLS: The purpose of this project is to strengthen the three libraries designated as urban library resources in the State of Iowa for the purpose of using their collections, staffs, and resources to provide improved services to their constituencies and to serve as resource centers for the entire State of Iowa. The specific aim of this project is to develop these collections with enrichment materials.

The Cedar Rapids Public Library purchased current materials in adult basic education, career development, and vocational/technical support at a time when high unemployment and underdevelopment, especially among women, minorities, and the disadvantaged, intensified local and statewide demand. The objectives of the project were to obtain and publicize information resources needed by employees and employers to increase employment opportunities. High demand items and broader, in-depth resources were acquired and publicized through the media and community groups.

The Davenport Public Library purchased materials to fill critical areas which they referred to as "life coping skills". The areas specifically concentrated on were jobs, health, community, and aging.

The Public Library of Des Moines received \$7,614.50 to expand and enhance the business collection. Materials were purchased for reference and circulating book collections and the books-on-tape collection of this regional resource library. The classification of business materials was selected because of the current and long-term informational

STATE: IOWA (Cont'd)

needs of the Iowa business community and the general public which was not being met with existing collection resources. Emphasis was placed on the identified special topics of computers, foreign trade, international affairs, tax laws, new methods of conducting business, marketing, and product identification.

FY'85 MURLS: The Des Moines Public Library has ordered and received all equipment necessary for the transfer of information into an on-line service. Accessibility to newspaper articles will be enhanced by the ability to add additional subject descriptions and the time span between delivery of the newspaper and its indexing is expected to be significantly reduced.

The Cedar Rapids library has ordered extensive materials on computers, both home and business. These have ranged from simple how-to materials manuals to works on technical detail and theory. Other items ordered included repair manuals for types of equipment for which the library was not well stocked. These include repair manuals for farm equipment, small machinery, motorcycles, and less commonly known vehicles. Also, duplicate copies of more popular titles increased ability to meet interlibrary loan requests from other public libraries. Also ordered were many volumes on other related topics.

The Davenport Library has been heavily involved in serving the unemployed in the Davenport area through this grant. The Business Center has a volunteer job interviewer and resume advisor who has worked with approximately 150 individuals. An estimated 50-75 resumes have been prepared by the staff for the unemployed.

Two hundred fifty postcards were sent to Quad-City businesses to request annual reports and brochures for use by the general public. Response has been well over 50 percent. The librarian in charge of the Center has spoken to numerous groups and has been appointed to a sub-committee of the Davenport Chamber of Commerce to develop a brochure on how to start new businesses in Iowa.

Increased purchase of out-of-town newspapers has helped unemployed residents to finding new positions.

The library is working with Project Assist, a local group for the unemployed. It has provided referral for adult literacy programs. It is also working with the Scott County Committee College Small Business Center to promote the literacy collection. The librarian is working with the counselor on women's programming there to produce a brochure about the library's center as well as providing referral service.

MAJOR URBAN RESOURCE LIBRARIES STATISTICS FOR FISCAL YEARS 1984 - 19__

STATE: KANSAS

FISCAL YEAR	EXCESS ABOVE \$60 MILLION	PROJECT NUMBER	TOTAL STATE POPULATION	MURL EXPENDITURES	STATE EXPENDITURES	LOCAL EXPENDITURES
FY 1984	\$ 51,187	I-84	2,363,358	\$35,831		
FY 1985	53,436	I-85-IX	2,408,000	36,365		
FY 1986	105,535	9	2,438,000	36,365		
CITIES OVER 100,000 POPULATION PERCENT			POPULATION SERVED	NATIONAL OR REGIONAL RESOURCE CENTER	SERVICE AREA	

555,625 23.5
 571,203 23.7
 562,909 23.0

State

	FY'84	FY'85	FY'86
1) Wichita	1) \$17,915	1) \$18,182	1) \$18,182
2) Kansas City	2) 10,340	2) 10,509	2) 10,509
3) Topeka	3) 7,576	3) 7,674	3) 7,674

FY'84 (MURLS): Wichita purchased materials to enhance and strengthen collections in areas of particular need through the acquisition of appropriate informational materials. An approximate list of materials to be acquired included child care and development, children's Oriental, Spanish and European languages, small business start-up and management, sales and salesmanship, adult education in mathematics, resume, career and job search information, aeronautics and aviation, automobile history and general maintenance, adult foreign languages, computers and software, poetry, political science, Indians of North America, disarmament and nuclear war, Holocaust and World War II, sports, "how to" on solar energy, and personal and home improvement, light opera and music, architecture, and adult fiction.

Kansas City strengthened the library's periodical holdings by both filling in gaps in retrospective holdings, purchasing holdings of certain titles not owned but for which the library receives requests, purchasing microform holdings of Wyandotte County newspapers, and by purchasing several Afro-American periodicals. All of the materials purchased are available on interlibrary loan.

Topeka Public Library added approximately 600 large print books to the library's collection. Although large print books have been circulated from the library and made available to congregate living sites, meal sites and the homebound, increase in the amount of service has greatly strapped the collection. The purchase of a special mobile van for transporting large print books enables the library to provide much greater circulation of these materials. The purchase of 600 large print books with the grant funds will meet approximately 50% of the need identified for this particular collection. All materials purchased are available on interlibrary loan.

MAJOR URBAN RESOURCE LIBRARIES STATISTICS FOR FISCAL YEARS 1984 - 19__

STATE: KANSAS (Cont'd)

FY 85 MURLS: The Wichita Public Library established a need to add materials to strengthen its role as a major urban resource library. Projects underway on or before the beginning of FY 1985 in various special collections required both book acquisition for expansion to meet patron and interlibrary loan requirements and additions of newer media to add depth to the established service. Additions of video cassettes, color slides and microcomputer software were approved by the State Agency. Collections which benefitted were Special Resources on Parenting, Special Resources on the Visual Arts, the Alice Bauman Dance Symposia Collection, the "PC's for the People" Project, the Auto Manual Collection and the Foundation Collection.

Topeka: The purpose of the project was to supply a collection of literacy materials, both new and replacements, that would help the user overcome illiteracy and to introduce compact disc collections to Kansas. Statistics were kept on the use of both the adult literacy collection and the compact disc collection materials purchased with grant funds. The supplemental aspects to the Library Literacy Project (Project No. I-85-VI) and the introduction of new technology into an important public library to define its usefulness in other Kansas libraries contributed to Topeka Public Library's status as a major urban resource library.

As a major resource library for the state, Kansas City, Kansas, Public Library lends monographic and serial holdings to all residents of Kansas through interlibrary loan. The ability to service ILL serial requests was curtailed by missing or damaged issues of hard copy serials. Microfilm copies of missing or mutilated copies -- as well as some monographic items -- were replaced to enable this major urban resource library to fill a greater percentage of ILL serial requests statewide.

MAJOR URBAN RESOURCE LIBRARIES STATISTICS FOR FISCAL YEARS 1984 - 19__

STATE: KENTUCKY

FISCAL YEAR	EXCESS ABOVE \$60 MILLION	PROJECT NUMBER	TOTAL STATE POPULATION	MURL EXPENDITURES	STATE EXPENDITURES	LOCAL EXPENDITURES
FY 1984	\$ 78,658	15-MURL	3,661,433	\$30,077 (carryover)		
FY 1985	235,251	9a	3,692,000	32,000 (carryover)		
FY 1986	161,521	6a	3,723,000	32,000 (carryover)		

CITIES OVER 100,000 POPULATION PERCENT	POPULATION SERVED	NATIONAL OR REGIONAL RESOURCE CENTER	SERVICE AREA
	State		

502,616 13.7
 501,199 13.6
 499,993 13.4

1) Louisville FY84 FY85 FY86
 2) Lexington-Fayette 1) \$30,077 1) 32,000 1) 32,000

FY'84 Carryover: This new project served the County of Jefferson. Early in the project period, a subgrant award was made to the Louisville Free Public Library. In order to enhance its position as a MURL, the Louisville Free Public Library decided to place emphasis on purchase of business materials and multiple titles in selected high demand categories. Current and retrospective review materials were used in the selection process by collection specialists. The Manager for Reference Services provided a description of the business collection to the State Library for dissemination to local libraries.

Both project and subgrant project objectives were attained during the fiscal year. Five hundred (500) titles were purchased for the business collection, and one thousand six hundred and fifty nine (1,659) volumes were purchased in multiples for high demand categories, for a total of 2,159 volumes.

The activities of the project supported the Long-Range Program objective - to increase the size of the general collection of the MURL so that the standard of four books per capita will be met.

MAJOR URBAN RESOURCE LIBRARIES STATISTICS FOR FISCAL YEARS 1984 - 19

STATE: LOUISIANA

FISCAL YEAR	EXCESS ABOVE \$60 MILLION	PROJECT NUMBER	TOTAL STATE POPULATION	MURL EXPENDITURES	STATE EXPENDITURES	LOCAL EXPENDITURES
FY 1984	\$ 92,179	9	4,204,742	\$ 70,701		
FY 1985	279,281	I-6	4,383,000	200,544		
FY 1986	193,146	9	4,462,000	200,544		
CITIES OVER 100,000 POPULATION PERCENT			POPULATION SERVED	NATIONAL OR REGIONAL RESOURCE CENTER	SERVICE AREA	
982,754	23.3		State	Yes		
1,237,340	28.2					
1,249,666	28.0					
	FY'84	FY'85	FY'86			
1) New Orleans	1) \$40,109	1) \$91,492	1) \$91,492			
2) Baton Rouge	2) 15,785	2) 58,596	2) 58,596			
3) Shreveport	3) 14,807	3) 34,174	3) 34,174			
4) Houma		4) 16,262	4) 16,262			

FY'84 MURLS: New Orleans continues to serve the surrounding five parish areas. The MURLS grant has been used to strengthen library resources in three areas: Books and audiovisual materials were purchased to establish a Vietnamese collection in a regional branch. Each of the five parishes in that area have had an influx of Vietnamese population in the last 10 years. Learning cassettes were added to one branch. And, the reference collection was strengthened in two regional branches. All total, approximately 1,505 books were purchased and 667 pieces of audiovisual materials were purchased to meet the demands of its own patrons as well as those who have access to the collections from the surrounding five parishes.

The East Baton Rouge Parish Library is the largest library in the thirteen parish Capital Region. This collection is open to all residents of the Region and tremendous use of the collection is made in the areas of reference, popular and juvenile collections. Of special interest is the genealogical collection at the Centroplex Branch Library. It is considered to be one of the strongest genealogical collections in the southern region. MURLS funds have helped the collection tremendously. One significant addition has been the 40 volume genealogical serial reprint entitled Confederate Veteran with indexes. This 40 volume set and approximately 736 other titles have been added to the collection.

Use of this collection is made available to the entire greater Baton Rouge area as well as to individuals doing family research from anywhere within the region.

MAJOR URBAN RESOURCE LIBRARIES STATISTICS FOR FISCAL YEARS 1984 - 19

STATE: LOUISIANA (Cont'd)

Shreve continues to coordinate the delivery system for the modified Green Gold Library System that operates in the eight parishes in the area and significantly speeds up ILL.

The funds were used to maintain and add approximately 470 books to the areas of Reference, Government Documents, Petroleum, Louisiana and Genealogy collections. Demand for materials continues to increase steadily and these grant funds have made it possible to better meet the need of library patrons from the northwest corner of the State.

FY'85 MURLs: East Baton Rouge Parish Library in an effort to strengthen library resources for residents and libraries of the region has used the grant money to purchase 8 microfilm readers, 10 microfilm cabinets and 2 microfilm reader/printers and 908 reels of microfilm. These purchases were made to improve the research and reference potential of the East Baton Rouge Parish Library citizens as well as any person or library in the Capital Area Region.

New Orleans Public Library used its grant money to add 1,247 books to its collection in the area of Business, Science, Humanities and Social Sciences. These expanded areas of collection will make it possible for this library to better meet the need for current material when asked by local and regional residents and libraries. Forty-five miscellaneous pieces of equipment and furniture were purchased in order to better serve the increased local and regional demand for improved and expanded service.

The Major Urban Resource Library grant was used by the Shreve Memorial Library (Caddo Parish) to add 2,360 items (books and visuals) to the special collections (Genealogy, Louisiana Government Documents, Petroleum and Reference). This adds to the "value of the collection" in order to better able meet the demands of users and libraries from the surrounding area (Northwest Louisiana, South Arkansas and East Texas). These materials are made readily available for on-site and through interlibrary loan.

Citizens in Terrebonne Parish and the surrounding region called Bayouland have access to an expanded (508 books) and strengthened collection due to the MURLS grant. A two year subscription to Newsbank increases the public's chance to locate current events coverage by providing newspaper indexing and articles from newspapers around the country. A copy machine for staff use aids greatly with the interlibrary loan process and makes it easier for the library to disperse photocopies of information when requested by local and/or regional users and libraries. This speeds up the response to inquiries made to the library.

MAJOR URBAN RESOURCE LIBRARIES STATISTICS FOR FISCAL YEARS 1984 - 19

STATE: MARYLAND

FISCAL YEAR	EXCESS ABOVE \$60 MILLION	PROJECT NUMBER	TOTAL STATE POPULATION	MURL EXPENDITURES	STATE EXPENDITURES	LOCAL EXPENDITURES
FY 1984	\$ 91,407	I-E	4,216,756	18,300 (carryover)		
FY 1985	272,081	I-7	4,270,000	49,247 (carryover)		
FY 1986	187,013	I-7	4,349,000	49,247 (carryover)		
CITIES OVER 100,000 POPULATION PERCENT			POPULATION SERVED	NATIONAL OR REGIONAL RESOURCE CENTER	SERVICE AREA	

786,775	19.6	State	Yes	State
774,113	18.1			
763,570	17.5			

	<u>FY84</u>	<u>FY85</u>	<u>FY86</u>
1) Baltimore	\$18,300	\$49,247	\$49,247

FY 84 Carryover: In 1984-85 the film department of the Enoch Pratt Free Library film circulation was 37,235. In addition to employing two part-time technicians, to clean the films that circulated, sixteen new 16mm films were added to the State Resource Center collection.

More than 1,303,225 Maryland citizens were afforded the opportunity to see quality films, which were properly maintained, as a result of this project.

MAJOR URBAN RESOURCE LIBRARIES STATISTICS FOR FISCAL - 1984 - 19

STATE: MASSACHUSETTS

FISCAL YEAR	EXCESS ABOVE \$60 MILLION	PROJECT NUMBER	TOTAL STATE POPULATION	MURL EXPENDITURES	STATE EXPENDITURES	LOCAL EXPENDITURES
FY 1984	\$123,921	4.5	5,737,717	\$18,900		
FY 1985	366,386	7.1-7.3	5,750,000	55,692		
FY 1986	250,699	7.1-7.3	5,798,000	55,692		

CITIES OVER 100,000 POPULATION PERCENT	POPULATION SERVED	NATIONAL OR REGIONAL RESOURCE CENTER	SERVICE AREA
--	-------------------	--------------------------------------	--------------

877,112	15.2	State	By State law supported by State funds.	Boston Public Library serves as the library of last recourse for reference and research services for the Commonwealth.
873,482	15.2			
881,016	15.1			

	<u>FY84</u>	<u>FY85</u>	<u>FY86</u>
1) Boston (The Eastern Regional System)	1) \$6,300	1) \$18,564	1) \$18,564
2) Worcester (The Central Regional System)	2) 6,300	2) 18,564	2) 18,564
3) Springfield	3) 6,300	3) 18,564	3) 18,564

FY'84: The Boston Public Library used its MURLs funds to purchase books needed to meet interlibrary loan requests. Materials in the following categories were purchased: Spanish language and culture, Russian language, Russian immigrant collection, Chinese language, Italian language, children's books, business, geography and political science. 422 books were purchased. The Worcester Public Library was able to acquire 295 volumes and 83 rolls of microfilm to strengthen its reference and research collections. Chosen were expensive materials needed by such groups as small businesses, students, historians; items the users could not afford to buy themselves.

Springfield Public Library purchased the following: For homeowners-- books like THE RESIDENTIAL ENERGY AUDIT MANUAL, SOLAR DOMESTIC HOT WATER GUIDE, AND HAZARDOUS WASTE REGULATIONS (especially timely since a major corporation has recently been considering locating a hazardous waste collection center in a nearby town). For small businessmen-- basic guides like THE HOTEL AND RESTAURANT BUSINESS, HANDBOOK OF ENGINEERING ECONOMICS, THE SMALL BUSINESS LEGAL PROBLEM SOLVER. New Science titles include books in the fields of astronomy, biology, geology, organic chemistry and physics. For stand-

MAJOR URBAN RESOURCES LIBRARIES STATISTICS FOR FISCAL - 1984 - 19

STATE: MASSACHUSETTS (Continued)

and "student-type" questions, we purchased a new edition of the expensive multi-volume GRZIMEKS ANIMAL LIFE ENCYCLOPEDIA. And as much as possible, demand for new technologies was also addressed--as in the purchase of several works in the burgeoning field of robotics. The allotment for reference materials was used for both new titles and to update standard sources: DICTIONARY OF MEDICAL SYNDROMES, STANDARD MATHEMATICAL TABLES (update), MACHINERY'S HANDBOOKS (update), ENCYCLOPEDIA OF CHEMISTRY, JANE'S AEROSPACE DICTIONARY, and PSYCHIATRIC DICTIONARY (update). Also purchased were business management aids and sourcebooks, such as Gale's SMALL BUSINESS SOURCEBOOK. The final portion of the reference allotment went for the update of several heavily-used industrial directories for the New England states.

FY 85: Library materials acquired under the MURL project serve a different purpose than those purchased under the the Regional Public Library Systems program which comprises most of the state funding necessary for our state maintenance effort. First, the majority of the materials purchased under the regional program is intended to supplement the reference collections of the local libraries in each of the regional systems. The libraries contact the regional library for answers to questions that cannot be supported by their local collection. Therefore, reference acquisitions tend to lean towards "quick, heavily-used reference" materials. No material is purchased for its research value.

MURL-acquired materials on the other hand, has been purchased for more reference and research applications. It supplements the regionally-purchased materials in that MURL acquisitions are usually less heavily-used, and in formats and collection areas not purchased with regional funds. The MURL libraries envision and intend that the materials being acquired will increase user access to more specialized information over a longer span of time.

MAJOR URBAN RESOURCE LIBRARIES STATISTICS FOR FISCAL YEARS 1984 - 19

STATE: MICHIGAN

FISCAL YEAR	EXCESS ABOVE \$60 MILLION	PROJECT NUMBER	TOTAL STATE POPULATION	MURL EXPENDITURES	STATE EXPENDITURES	LOCAL EXPENDITURES
FY 1984	\$197,773	6a-6h	9,258,584	48,000 (carryover)		
FY 1985	580,864	6a-6h	9,116,000	132,500 (carryover)		
FY 1986	393,688	1a-1h	9,075,000	132,500 (carryover)		

CITIES OVER 100,000 POPULATION PERCENT	POPULATION SERVED	NATIONAL OR REGIONAL RESOURCE CENTER	SERVICE AREA
2,158,120 23.5	State	All MURLS serve as regional resource centers	
2,074,707 22.8			
2,014,630 22.1			

	FY84	FY85	FY86
1) Detroit	1) \$14,306	1) \$39,025	1) \$39,025
2) Grand Rapids	2) 5,218	2) 14,606	2) 14,606
3) Warren	3) 5,034	3) 13,926	3) 13,926
4) Flint	4) 5,020	4) 13,872	4) 13,872
5) Lansing	5) 4,760	5) 13,217	5) 13,217
6) Sterling Heights	6) 4,532	6) 12,709	6) 12,709
7) Ann Arbor	7) 4,560	7) 12,617	7) 12,617
8) Livonia	8) 4,532	8) 12,528	8) 12,528

Detroit Public Library

FY'84 carryover. The over-riding objective of this MURL project was to develop a collection of consumer health materials suitable for the lay user. Evidence over several years has indicated a continuing and expanding interest/need in this area.

A committee of Detroit Public Library main and branch library staff, along with a librarian from the health science library of Harper Hospital, compiled a consumer health information book list of over 400 titles recommended for a core

STATE: MICHIGAN (Cont'd)

collection in the field. The titles were selected through consultation with the subject specialist of the main library reference departments and the person from Harper Hospital. A number of professional reference tools were consulted:

Reese, Alan. Consumer Health Information Handbook.

National Center for Health Education. Education for Health: the Selective Guide.

Health Information Library, PAS Publishing Co. 1984 Guide to Health Information.

Publishers Weekly, Library Journal, and Books in Print.

Committee librarians also visited local book stores, examined sample copies of newly published titles, and consulted the holdings of Wayne State University and the libraries of the Detroit Medical complex.

The selected consumer health materials have greatly enhanced the health information collection of each agency involved. In addition to the vast improvement to 29 collections this grant has made, ILL activities have extended the benefits throughout the Detroit Associated Libraries Cooperative area and beyond since DPL serves as one of Michigan's five major research institutions in the State.

Grand Rapids Public Library

The Grand Rapids Public Library elected to use all of their MURL grant to enhance general interest periodical reference service. As the largest public library in the Lakeland Library Cooperative, the demands placed on their periodical collection are very heavy. The potential population served is nearly 900,000.

Project objectives included providing periodical articles on a timely basis as requested by Grand Rapids proper and the Lakeland Cooperative. The entire MURL grant was spent for the purchase of general interest periodicals. At the beginning of this year's project, the Library stated that statistics would be kept to determine the amount of use of the collection by other public library cooperatives members. In 1983/84, 841 requests for periodicals were filled by Grand Rapids. This was a 63% fill rate. The 1984/85 figures showed 970 requests filled in less than 12 months; a 65% fill rate.

In-house quarterly statistics show that use of the collection in 1984/85 included the filling of 14,921 requests for back issues of periodicals. The collection is heavily used by library patrons at the main library.

Warren Public Library

Warren is the third largest city in Michigan and represents almost one quarter of the population of the public library cooperative in which it is located. Library materials are available throughout Macomb County through ILL and reciprocal borrowing agreements. Heavy demand on the collection, led to the decision that this MURL grant should be used to improve the microform reference collection.

STATE: MICHIGAN (Cont'd)

The reference staff at the Arthur J. Miller Branch thoroughly reviewed the Library's microform reference needs for 1984/85. After a careful comparison of present holdings and coming needs, materials were selected for purchase. A bibliography was distributed to the Library Cooperative of Macomb, lists the materials selected, processed and added to the collection. The titles were also added to the Macomb Union List of Serials.

In order to ensure that member public libraries were aware of these additions to the Livonia collection, the director prepared a memorandum to each member library and presented information relating to the MURL grant at a Macomb County Library Director's meeting. A press release was also prepared for the local newspaper regarding the grant award.

This MURL grant has successfully enlarged the microform reference collection of the Warren Library. Service to Warren's patrons, as well as to the Cooperative, has been improved and expanded.

Flint Public Library

The slowly improving unemployment figures in Michigan continue to play an important role in the Flint area and surrounding communities. While a healthier automobile industry improves these figures, many jobs in related fields are lost forever and entry-level positions within the industry which offer a job from high school graduation through the retirement years are scarce. To help the community "cope" in this area, the Flint Public Library started the Career Corner. The materials and services offered vary widely, but the funds available through this MURL grant were specifically earmarked for the acquisition of materials related to coping with unemployment. The goal here was to provide useful and supportive materials for those formerly employed in entry-level jobs and now laid off indefinitely and for those younger unskilled workers who have not been in the work force on a steady basis.

The project focused on acquisition of materials useful for these populations and attempted to publicize the availability of the collection and services at sites where job seekers might be located. Items selected included tests for English and mathematics review books. Another facet of the project hit upon job search strategies and skills. Books on interviewing skills, apprenticeship and training programs have been very popular. Two serials, National Job Market and Hunter, which provide up-to-date job listings were also added to the Career Corner.

A significant feature of the Career Corner is its design as a centralized collection. Previously, materials relating to career, unemployment and skill improvement have been split between several departments creating an unnecessary barrier to patrons. All previously owned materials and all items purchased through this grant were pooled in a highly visible, easily accessible location on the first floor of the Library. An attractive alcove in the General Reading Room was selected with special shelving added. A professionally-produced brochure, prepared for the Career Corner, was developed as part of a related LSCA project to inform Flint residents and Cooperative member libraries of this new service. (brochure is attached).

STATE: MICHIGAN (Cont.)

Flint Public Library reports "use of the collection, jobs bulletin board, and job search newspapers has been phenomenal." Public response has been very good; so much so that a staff member has been permanently assigned to maintain the collection and assist patrons. The Library plans continued operating budget support for the Career Corner.

Lansing Public Library

The original goal for this MURL grant to Lansing Public Library revolved around the growing awareness of illiteracy problems. The Library proposed to become involved in programming for both children and parents to address the problem of the reluctant reader. All programs and materials were to be, and in fact were available to those residing in the Capital city area.

Library staff worked jointly with reading specialists from the Lansing School District to develop a five-session parenting workshop on improving children's reading skills. The workshop was designed to cover sources of children's reading materials, helps to improve reading/writing skills, storytelling skills, etc. The third session of the workshop featured the public library and was scheduled at two different locations (the Lansing Public Library main facility and the Jolly-Cedar branch) on different evenings to encourage participation. At this meeting parents and children attended; parents toured the facilities and became acquainted with the young readers' area while the children had a story hour and saw a short film.

A portion of the grant funds were used to add a total of 250 titles which fitted the project's aim of encouraging reluctant readers. These titles had been color coded to indicate reading levels. Parents at the workshop sessions were especially pleased with this system, and comments since have confirmed that this is a helpful system. Attendees at the workshop were also informed about the "Building Your Reading Muscles" program to encourage children to do more reading. Children in attendance at the library sessions were signed up for this program and a number of adults and children received their first library cards. In total, 25 children actively participated in the reading program during its four month length, checking out over 300 books.

The one week point in the parent workshop was inadequate promotion for the program. Library staffing conflicts hampered the amount of PR work that was done. While 15 adults participated, there was also interest expressed in another program in the fall of 1985. Librarians also valued the experience since it gave them the opportunity to work cooperatively with reading specialists from the school district. The popularity of the color coding system for easy-read books has prompted an extension of this system to books already on hand in the Library's collection.

While there was a demand for another similar workshop involving the Library, limited staff time forced amendments in the original grant proposal to expend remaining dollars in a different sort of activity. The balance of funds were used to add captioned video programs to the already owned video collection. These items (43 titles) were necessary to address the needs of the hearing impaired. Prior to this time, the Library was not serving this portion of its handicapped patrons at all.

STATE: MICHIGAN (Cont'd)

Sterling Heights Public Library

The Sterling Heights Public Library is relatively new and very contemporary in design, but the Library book budget has been unable to keep up in all the necessary areas of collection development. This MURL grant was designated specifically to benefit older citizens in the Sterling Heights community, as well as those in the public library cooperative through the acquisition of large-print materials.

At the beginning of this project, a current Dunn and Bradstreet reported that Sterling Heights was one of the fastest growing cities in the country. Just one of many areas in which this growth has been reflected is in the fact that during 1985, three housing units opened for senior citizens. The collection of large-print materials which were purchased with this grant, in combination with the Library's previously owned titles, were designated for rotating collections for all three of the housing units and the main Library. Each collection is made up of 200 large-print books. A total of 300 titles were purchased with grant funds.

The collection at the Sterling Heights Library is as popular if not more so than those already mentioned. Monthly circulation figures gathered average 700. Librarians find that users include not only seniors and/or physically handicapped patrons, but also adult readers just learning to read who find the large type faces less intimidating.

Ann Arbor Public Library

The Ann Arbor Public Library has a clientele covering both a wide geographic area and a broad range of educational backgrounds, information needs and reading interests. The Library acts as a main resource for the Huron Valley Library System serving a university populace, as well as a rural patronship through ILL.

Both branches and the main library have large-print collections which have proven inadequate. While only 6% of Ann Arbor's population is over the age of 65, removal of the university student group doubles that figure, or a 1/10 ratio. The goal of this project was to strengthen Ann Arbor's large-print collection and the specific objectives involved selection, acquisition, and distribution of materials during the grant period.

While these large-print materials have met the needs of a specific segment of the population--those who are physically or visually handicapped--this reading problem has no age restriction. The newly enlarged collections are used, however, largely by older patrons.

The project has been judged a success in that all monies awarded for the purpose were expended during the grant period and all materials are now out to the field. The Ann Arbor large-print collection was expanded by 6% through the purchase of close to 300 new books. To enhance community and Cooperative-wide awareness of the expanded service, a descriptive flyer was prepared and distributed. An article in the local daily newspaper also covered the MURL grant made from LSCA funds and its use in the community.

STATE: MICHIGAN (Cont'd)

Livonia Public Library

In order to keep abreast of the continuous improvements in new library technology, the Livonia Public Library needed to enhance its automated bibliographic system. This was to be beneficial to other public libraries in the Wayne Oakland Cooperative in that their access to the holdings of the Livonia collection would be greatly improved.

The original proposal covered the purchase, in part, of two GEAC 8371 terminals. Grant revision has changed that to one terminal and an electronic typewriter/printer. The Library now has access to the 3 million volumes in the Wayne Oakland system through an improved automated circulation system. Beyond that, the system facilitates resource sharing, improved communication and networking.

The purchased terminal has been used to input biographical and circulation information into the Wayne data base. This improves inventory control and enhances circulation monitoring. Since the installation of the terminal in the latter part of August, 1985, it has been used 191 hours.

The system has also increased the amount of fines collected because notices are automatically sent after 30 days. Accordingly, fine revenues have increased substantially and the number of overdue books has been decreasing. The electronic typewriter/printer has been an asset to the Library system. With its memory capabilities, it has alleviated much of the clerical workload and repetitive work, both system-wide and cooperative-related.

Regional Resource Center Grants

FY'84 carryover. Detroit Public Library elected to split the monies (\$30,4000) awarded in this title I grant to serve two needs, but while a portion of it was used to augment Detroit's MURL grant dealing with the building of a large consumer health collection for 29 locations, more emphasis here lay in the acquisition of historical periodicals.

The Library maintains a strong collection of early American periodicals which are heavily utilized by researchers in Michigan and other States. Many of these titles are maintained in the original hard copy and are in a state of deterioration. Using this grant money, the American Periodical Series III was purchased with the following objectives: 1) to provide microform copies of titles not owned by Detroit; 2) to provide microform copies of titles owned by Detroit in hard copy only, for preservation purposes.

The projected number of titles in the series which would represent titles not owned by Detroit Public Library was 13. In addition, the projected number of titles of which Detroit's holdings were incomplete was 42.

Clientele of the Ann Arbor Public Library is broad in both its geographic coverage and education backgrounds and information needs. In order to successfully meet patron needs, the Library has developed a number of specialized collections. This Metropolitan Library grant (\$9,691) was to be split three ways to reach many user groups. The results of a needs assessment conducted prior to application for this grant have been confirmed in evaluating the completed project.

STATE: MICHIGAN (Cont'd)

The overall goal of the project was to acquire materials and related equipment to strengthen the large-print, Black studies, adult basic reading, foreign language, pre-school, and young adult collections.

Grant budgeting allowed for flexibility of purchases between these categories; dollar-wise, the most emphasis was finally placed on board books and readers for children (over \$5,000). Related equipment included a compact card catalog for the children's department and a sound filmstrip projector. A total of 570 books were purchased, as well as the support supplies necessary to ready them for the Library. To ensure public awareness, an article appeared in the local newspaper covering the grant award and the special collections which would benefit.

The Grand Rapids Public Library elected to use their Metropolitan Library grant (\$11,088) in order to enhance their periodical collection in the specific areas of the sciences, business and the arts. The Library's serials collection is in great demand from both community users and the Lakeland Library Cooperative through ILL.

The entire amount was spent for the purchase of periodicals; the grant allowed a better financial base for the collections and although it represented only just a bit over 6 cent per capita in the City of Grand Rapids, the grant had a major impact on the Library's collection. Over three hundred titles were purchased with funding.

One of the major purposes of this type of LSCA grant is to recognize large public libraries in metropolitan areas as important resource sources. This is born out by statistics gathered at the main library which gets 30% of its users and circulation from outside of the city limits of Grand Rapids proper.

The Flint Public Library (\$10,668) in efforts to address the needs of the community it serves, has consolidated materials dealing with career change, unemployment, skill building, etc. to the main library in the Career Corner. The identification and selection of a person's life work is an important process and the assistance which a public library can provide can be critical in bringing the right resources to this decision. This Metropolitan Library grant allowed Flint to expand the breadth of their collection in this area, as well as increase the availability of information on careers in high demand. Emphasis in purchases was placed on information in all formats on careers, training and apprenticeship programs, college entrance exams, and the high tech careers.

Many individuals consulted the collection who were seeking alternatives to earlier career choices. Materials updating old skills to increase a person's marketability have been in demand by clerical workers. Useful titles in accounting, bookkeeping, shorthand, and typing have been added. High tech materials include robotics, microcomputers, and word processing. Titles having to do with career change in mid-life have been in great demand and materials on starting large and small businesses as an alternative to unemployment are required.

STATE: MICHIGAN (Cont'd)

The job market as it relates to older people is of growing concern. Titles such as Back to Work: How to Re-enter the Working World have been useful to older users and displaced housewives. GED and Armed Forces test books continue to outdistance all others in demand, but the employment/career picture in Flint is becoming increasingly diversified, and an ample collection to meet informational needs of patrons is essential.

Grant monies were also used to cover some costs to develop, print and distribute a brochure about the Career Corner to high school counselors in the county, training sites and RESC offices.

The Lansing Public Library elected to use their Metropolitan Library grant (\$10,115) to address the needs of several specialized clientele. In the planning stages, these groups included those with limited English-speaking ability, the elderly, and those with hearing impairments. With some revision, grant monies were used to reach Lansing's Asian population--those with only limited ability to speak/read English. Materials were also added to the Library's collection oriented toward the needs of seniors and those with limited visual acuity.

Just over one half of this grant award was used to purchase new large-print titles. These books are now part of rotating collections which are used at the main library, the Jolly-Cedar branch, in the bookmobile and at specially maintained collections at several senior citizen centers, and one of the city's hospitals. The addition of over 400 titles helps to keep large-print collections rotating regularly.

Prior to planning uses for this grant, the need for other sorts of materials for readers with vision impairments became evident. Going beyond large-print books and magazines, grant money was used to add a basic collection of Books on Tape. The seventy-six titles have been well received, circulating heavily. Users included the expected audience, but attracts the general public also.

Just over one hundred titles were purchased with an Asian audience in mind. Vendors for this material proved more of a challenge to locate, but all material was received and cataloged prior to completion of the grant period. These new additions appear to have brought in new Asian library users.

The Sterling Heights facility is very much up-to-date, but its collection is inadequate to meet user needs. Staff evaluation helped to determine that the most profitable expenditure of Metropolitan Library funds (\$9,710) would be in the area of added reference materials.

Due to the rapid growth of the Sterling Heights population and the increase in library use, past purchasing/selection emphasis had been given to the development of the general library collection. The number of titles on the shelves have increased, but to the expense of obtaining more costly reference tools for both adults and youngsters.

STATE: MICHIGAN (Cont'd)

The grant facilitated the acquisition of 10 sets of encyclopedias of varying titles for both adult and younger users, 12 sets of multi-volume reference tools and a large number of other significant reference titles. In addition, to help students, a Term Paper Topics collection was created and has proven to be a useful and popular resource. Materials were selected, both current and timeless, to assist students in preparing papers on "hot" issues. Materials are reserved for in-house use only to ensure availability.

While nearly all of the materials purchased with the Metropolitan grant do not circulate, their availability in the Library has undoubtedly brought in more patrons. We see a direct correlation between these new materials and the fact that circulation has risen 8% during the past year.

The original proposal for this project (\$10,696) involved updating Warren's automated system-CLSI-which it shares with the Macomb Library Cooperative. Laser readers and side printers were to be added to the system. A rethinking of community needs, however, brought about a revision to address the needs of the library's reference collection.

Present holdings were compared with then currently advertised reference materials and standard reference bibliographies. As opposed to the MURL grant approach, all materials selected for purchase were in print format. The titles added varied in subject coverage and included annuals, serials, encyclopedias and single titles.

Again, in order to inform other libraries in the cooperative of this new material, the director shared a listing of all titles added in a memorandum and encouraged that reference questions be submitted if the new sources could be of assistance.

MAJOR URBAN RESOURCE LIBRARIES STATISTICS FOR FISCAL YEARS 1984 - 19__

STATE: MINNESOTA

FISCAL YEAR	EXCESS ABOVE \$60 MILLION	PROJECT NUMBER	TOTAL STATE POPULATION	MURL EXPENDITURES	STATE EXPENDITURES	LOCAL EXPENDITURES
FY 1984	\$ 88,273	84-6	4,077,478	\$13,859		
FY 1985	263,352	85-5	4,135,000	40,820		
FY 1986	180,270	86-5	4,162,000	40,820		

CITIES OVER 100,000 POPULATION PERCENT	POPULATION SERVED	NATIONAL OR REGIONAL RESOURCE CENTER	SERVICE AREA
--	-------------------	--------------------------------------	--------------

641,181 15.7
 639,604 15.5
 624,238 14.9

State

	<u>FY84</u>	<u>FY85</u>	<u>FY86</u>
1) Minneapolis	1) \$8,011	1) 23,560	1) 23,560
2) St. Paul	2) 5,848	2) 17,260	2) 17,260

FY'84: Minneapolis Public Library and Information Center contracted with a professional conservator to restore and bind or rebind rare, valuable books. Supplies for special housing of paper and film copy were acquired. A photography service replaced or transferred all glass plate negatives in the collection of local interest photographs.

Microfilm was acquired to replace bound volumes of Ladies Home Journal at the Minneapolis Public Library and Information Center. At St. Paul Public Library, a new position of bibliography was created. Procedures were established for collection evaluation. More than 600 books were acquired, mostly non-fiction, were acquired to fill gaps in the collection.

FY 85 Annual Report not received as of 3/9/87.

MAJOR URBAN RESOURCE LIBRARIES STATISTICS FOR FISCAL YEARS 1984 - 19

STATE: MISSISSIPPI

FISCAL YEAR	EXCESS ABOVE \$50 MILLION	PROJECT NUMBER	TOTAL STATE POPULATION	MURL EXPENDITURES	STATE EXPENDITURES	LOCAL EXPENDITURES
FY 1984	\$ 34,428	7	2,520,638	\$ 4,355 (carryover)		
FY 1985	163,695	7	2,569,000	12,932 (carryover)		
FY 1986	112,277	7	2,598,000	12,932		

CITIES OVER 100,000 POPULATION PERCENT	POPULATION SERVED	NATIONAL OR REGIONAL RESOURCE CENTER	SERVICE AREA
202,895 8.0	State	Yes	
204,195 7.9			
208,810 8.0			

	<u>FY84</u>	<u>FY85</u>	<u>FY86</u>
1) Jackson	\$4,355	\$12,932	\$12,932

FY 84 Carryover MURL: Jackson Metropolitan Library System has always expended funds from its Major Urban Resource Library Grant to strengthen its reference and resource material collection. This year the reference tool, MAGAZINE COLLECTION, was acquired. This should provide immediate access to periodical information.

FY 85 Strengthening Metropolitan Public Library: This grant was approved by the MLC Board as the first payment toward a project which would ultimately have provided \$200,000 toward an automated circulation system. The balance of project funding would be provided locally. Previous LSCA grants assisted the library to convert its holdings to MARC format. The ultimate goal was to make the system's collection accessible both to its own patrons and to the entire state through inter-library loan.

During FY 1985, \$856 of the \$20,000 first payment was expended. The automation consultant began the initial work to determine needs for the system. However, progress toward complete specifications for the bid announcement was almost immediately postponed. The director of the system, Jack Mulkey, advised the State Library that it would not be prudent to complete the bid specifications while several of the system's counties debated leaving the system. Any change in the makeup of the system could materially change automation plans.

MAJOR URBAN RESOURCE LIBRARIES STATISTICS FOR FISCAL YEARS 1984 - 19

STATE: MISSOURI

FISCAL YEAR	EXCESS ABOVE \$60 MILLION	PROJECT NUMBER	TOTAL STATE POPULATION	MURL EXPENDITURES	STATE EXPENDITURES	LOCAL EXPENDITURES
FY 1984	\$106,022	9	4,917,584	\$24,703.13 (carryover)		
FY 1985	314,900	9	4,942,000	71,707 (carryover)		
FY 1986	215,898	9	5,008,000	72,000 (carryover)		

CITIES OVER 100,000 POPULATION PERCENT	POPULATION SERVED	NATIONAL OR REGIONAL RESOURCE CENTER	SERVICE AREA
--	-------------------	--------------------------------------	--------------

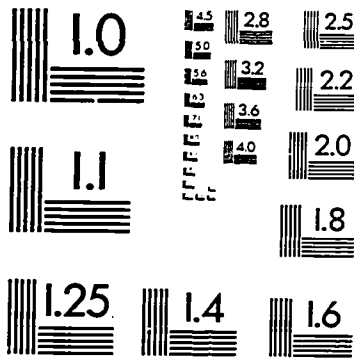
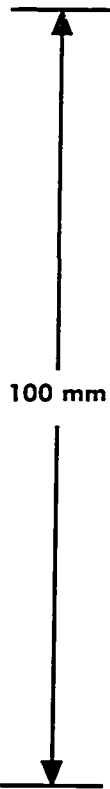
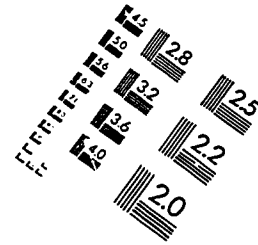

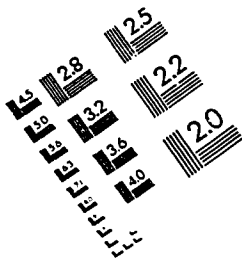
1,146,166	23.3	State	All MURLS and St. Louis County Library
1,128,646	22.8		
1,121,431	22.3		

	<u>FY84</u>	<u>FY85</u>	<u>FY86</u>
1) St. Louis	1) \$9,764.27	1) \$27,449	1) \$27,449
2) Kansas City	2) 9,659.10	2) 28,421	2) 28,421
3) Springfield	3) 2,870.02	3) 8,755	3) 8,755
4) Independence	4) 2,409.74	4) 7,170	4) 7,170

FY '84 Carryover MURLS: St. Louis Public Library used the funds to improve basic library resources in the area of classical literature and in the area of pure science. The purchase of the 463 volume Loeb Classical Library filled voids in the collection and replaced worn, illegible editions. The purchase of titles recommended in the American Reference Books Annual filled in areas in which the present science collection was insufficient to meet needs of library clientele and replaced outdated material.

Kansas City Public Library expended funds to add popular materials of lasting value to their collection. Areas of the collection developed included how-to's, religion, medicine, plays, and the Sam's Photofacts series on VCR's. New titles were added as well as replacing and enhancing existing materials in the retrospective collection.




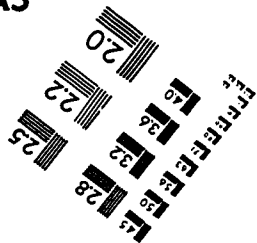


ABCDEFGHIJKLMN O PQRSTU VWXYZ
 abcdefghijklmnpqrstuvwxy z1234567890

ABCDEFGHIJKLMN O PQRSTU VWXYZ
 abcdefghijklmnpqrstuvwxy z1234567890

1.0 mm
 1.5 mm
 2.0 mm

A5



STATE: MISSOURI (cont'd)

Springfield-Greene County used its share of the funds to purchase materials for its local history and genealogy collections. Both areas needed expensive materials which this grant made possible.

The Independence Public Library used the funds to purchase high interest, low level materials to be placed in the branch libraries. These materials will serve that segment of the population that is functionally illiterate.

FY 84 Carryover Metropolitan Grants: The St. Louis Public Library (\$100,000) used funds for interlibrary loan salaries and to purchase material to strengthen Main as a resource library, especially in the fields of applied science, foreign fiction, and history and genealogy.

The Kansas City Public Library (\$50,000) purchased materials for Reference and Main Library Resources, for Electronic Security System, and as partial funding for the Development Officer position.

The Springfield-Greene County Library (\$25,000) purchased materials to expand and develop their collection in the areas of technology, engine repair manuals, and reference materials of all kinds, particularly in the computer field.

The Independence (Mid Continent Public Library) (\$50,000) purchased high interest, low level reading material for young people and adults who have trouble reading, were placed in the ABE collection; replaced lost or damaged census microfilm; and purchased large-print books for nursing homes and rest homes in the three county area served by Mid-Continent Public Library.

The St. Louis County Library (\$50,000) purchased materials in business, real estate, advertising, new titles in technical manuals, such as television, radio, auto mechanics, household mechanics; microfilm and microfiche; current and retrospective; business periodicals which are indexed; foreign language books and audio materials.

MAJOR URBAN RESOURCE LIBRARIES STATISTICS FOR FISCAL YEARS 1984 - 19__

STATE: NEBRASKA

FISCAL YEAR	EXCESS ABOVE \$60 MILLION	PROJECT NUMBER	TOTAL STATE POPULATION	MURL EXPENDITURES	STATE EXPENDITURES	LOCAL EXPENDITURES
FY 1984	\$ 33,846	84.7	1,570,096	\$33,846		
FY 1985	101,250	85.7	1,589,000	38,923		
FY 1986	69,428	86.7	1,606,000	39,000		

CITIES OVER 100,000 POPULATION PERCENT	POPULATION SERVED	NATIONAL OR REGIONAL RESOURCE CENTER	SERVICE AREA
486,187 30.9	State		
505,897 31.8			
512,665 31.9			

	FY84	FY85	FY86
1) Omaha	1) \$22,000	1) \$25,300	1) \$26,000
2) Lincoln	2) 11,846	2) 13,623	2) 13,000

FY 84: Omaha Public Library applied for funds to purchase microcomputer hardware and software to improve statewide use of their resources. This equipment was to be used internally to improve their library operation. This equipment was also to be used eventually to tie into an automated library system. Lincoln and Omaha have developed plans to automate their library systems in a joint venture. Funding for this effort has not yet been appropriated.

Lincoln City Libraries had originally applied for funding for an automated library system incorporation with Omaha's request. When local funding for the system did not get allocated, Lincoln amended the request to purchase a microcomputer and software. This microcomputer will be used for both databases searching and interlibrary loan purposes.

FY 85 MURLS: The state library agency arranged grant support for Nebraska's two urban public libraries during FY 1984/85. The following actions were undertaken which met objectives of the state plan:

- Development of a plan for use of urban resource library funds
- Negotiation of terms and funding for the urban resource libraries

MURLS funds were awarded to the Omaha Public Library for purchase of books, records, and AV equipment for the Art and Music Department at the Main Library. The Lincoln City Libraries used MURLS funding for the purchase of microcomputer equipment and software, and subscription to WILSONLINE.

MAJOR URBAN RESOURCE LIBRARIES STATISTICS FOR FISCAL YEARS 1984 - 19

STATE: NEVADA

FISCAL YEAR	EXCESS ABOVE \$60 MILLION	PROJECT NUMBER	TOTAL STATE POPULATION	MURL EXPENDITURES	STATE EXPENDITURES	LOCAL EXPENDITURES
FY 1984	\$18,157	4	799,554	\$6,900, \$11,257 (carryover)		
FY 1985	55,818	445	876,000	6,995, 11,257 (carryover)		
FY 1986	39,201	7	911,000	6,995 11,257 (carryover)		

CITIES OVER 100,000 POPULATION PERCENT	POPULATION SERVED	NATIONAL OR REGIONAL RESOURCE CENTER	SERVICE AREA
265,430 33.0	State	Both MURLS and Elko County Library	
286,335 32.7			
288,842 31.6			

	<u>FY84</u>	<u>FY85</u>	<u>FY86</u>
1) Las Vegas	1) \$11,257 (carryover)	1) \$11,257 (carryover)	1) \$11,257 (carryover)
2) Reno	2) 6,900	2) 6,995	2) 6,995

FY 84: Reno (Washoe County Library) purchased materials needed to support libraries in the northwest region of the State.

FY 85: Las Vegas (Clark County Library) purchased library materials and met the goal of increasing the collection of materials available for southern Nevada.

Reno (Washoe County Library) purchased materials to enhance the collection and serve the Northwest region and indirectly the entire State through the State-wide borrowing network.



MAJOR URBAN RESOURCE LIBRARIES STATISTICS FOR FISCAL YEARS 1984 - 19__

JERSEY

EXCESS ABOVE \$60 MILLION	PROJECT NUMBER	TOTAL STATE POPULATION	MURL EXPENDITURES	STATE EXPENDITURES	LOCAL EXPENDITURES
\$159,270	8	7,373,538	\$17,201 (carryover)		
473,243	8	7,427,000	50,163		
324,695	7	7,515,000	21,295		
100,000 PERCENT		POPULATION SERVED	NATIONAL OR REGIONAL RESOURCE CENTER		SERVICE AREA

0.8 Regional or State Newark receives additional funding
 0.6 as State resource center.
 0.4

	<u>FY84</u>	<u>FY85</u>	<u>FY86</u>
ty	1) \$17,201	1) 50,163	1) 21,295

MURL: The Newark Public Library serves as the major resource urban library in the State and purchased foreign materials in Portuguese, Italian, German, and Spanish for adults and juveniles.

Metropolitan Libraries: Elizabeth (\$45,245), Jersey City (\$93,986), Newark (\$70,020), and Paterson (\$58,652) received literacy materials, restorative and preservation of materials, microfilm and microfiche, research/reference and foreign language materials.

MAJOR URBAN RESOURCE LIBRARIES STATISTICS FOR FISCAL YEARS 1984 - 19

STATE: NEW MEXICO

FISCAL YEAR	EXCESS ABOVE \$60 MILLION	PROJECT NUMBER	TOTAL STATE POPULATION	MURL EXPENDITURES	STATE EXPENDITURES	LOCAL EXPENDITURES
FY 1984	\$28,608	7	1,300,188	\$15,000		
FY 1985	87,104	7	1,367,000	21,776		
FY 1986	60,859	7	1,424,000	21,776		

CITIES OVER 100,000 POPULATION PERCENT	POPULATION SERVED	NATIONAL OR REGIONAL RESOURCE CENTER	SERVICE AREA
331,767 25.5	State		
341,978 25.0			
350,575 24.6			
i) Albuquerque	FY84 \$15,000	FY85 \$21,776	FY86 \$21,776

FY84: An IBM pc microcomputer with compatible printer and a ten-drawer microfiche storage cabinet were purchased. The microcomputer is used to fill interlibrary loan requests for magazine articles and to provide machine-readable records to be incorporated into a union list.

FY85: The popular periodicals center at the main library, Albuquerque Public Library system, is a central access point to paper and microform copies of popular magazine articles. The project has been LSCA-funded since its beginning. Its objectives are to increase citizen and library access to the materials and respond to periodical-related questions. Holdings are available to all state citizens. Albuquerque Public Library staff do research, copy information, and mail it free of charge. In 1984-85, the collection contained 510 titles and 53,754 pieces of microforms. The center handled 17,751 walk-in or telephone inquiries. Interlibrary loan requests at Albuquerque Public are not currently distinguished by format but the Library has agreed to record ILL requests for periodical materials in the future. The holdings list has been manually updated and distributed to 26 agencies in the state. Records are being converted to machine readable format to be integrated into APL's COM catalogs and, eventually into a statewide union list. The library is preparing an informational brochure to publicize the project.

MAJOR URBAN RESOURCE LIBRARIES STATISTICS FOR FISCAL YEARS 1984 - 19

STATE: NEW YORK

FISCAL YEAR	EXCESS ABOVE \$60 MILLION	PROJECT NUMBER	TOTAL STATE POPULATION	MURL EXPENDITURES	STATE EXPENDITURES	LOCAL EXPENDITURES
FY 1984	\$ 377,688	18	17,565,458	\$ 99,381, \$107,441 carryover		
FY 1985	1,119,356	18	17,567,000	518,262		
FY 1986	768,366	7	17,735,000	503,879		

CITIES OVER 100,000 POPULATION PERCENT	POPULATION SERVED	NATIONAL OR REGIONAL RESOURCE CENTER	SERVICE AREA
8,138,433 46.3	State		
8,136,802 46.3			
8,101,739 45.6			
	FY84	FY85	FY86
1) New York Public	\$73,773	\$170,140	\$170,140
2) Buffalo	10,341	29,722	29,722
3) Rochester	6,204	23,148	23,148
4) Yonkers	4,136	20,957	20,957
5) Syracuse	4,136	18,765	18,765
6) Albany	2,068	14,383	-0-
7) Brooklyn Public	59,380	132,012	132,012
8) Queens Borough Public	46,784	109,135	109,135

FY84: The eight Major Urban Resource Libraries (MURLS) participating in the \$206,822 program were: Albany Public Library, Brooklyn Public Library, Buffalo and Erie County Public Library, the New York Public Library, Onondaga County Public Library, Queens Borough Public Library, Rochester Public Library, and Yonkers Public Library.

Albany purchased items to replace losses in the area of urban problems and in literature of black culture.

Brooklyn purchased 3,000 items for the library's 9 major divisions' reference collections.

STATE: NEW YORK (Continued)

Buffalo purchased 660 items to strengthen and update the collections of the Science and Technology Department and the Business and Labor Department.

New York purchased 2,636 items and entered them into the MILCS online database to enhance the in-depth subject collections and foreign language collections at the Central Library for the Branch Library System.

Syracuse purchased 64 videocassettes of quality not generally available to the public through video rental stores.

Queens acquired materials to bolster local history holdings of its Long Island Division, preserved fragile items in the local history collection, and purchased Corporate and Industry Research Reports for its business collection.

Rochester used MURLS funding to search OCLC to do original cataloging and inputting of the central library's shelf list.

Yonkers strengthened its reference collection in the fields of business and technology.

FY85: Albany used funds to replace titles lost as revealed by their automated circulation system.

Brooklyn improved the reference collections in the Children's Room, Youth Services Art and Music, History, Languages Literature/Fiction division, Science and Industry, Social Science and the Education/Job Information Center.

Buffalo purchased materials in the areas of cassettes and phonographic records, consumer health information, technology, directories, small business, urban development, social problems, natural history, botany, zoology, black studies, book publishing and printing, fiction and art.

New York enriched the system-wide Central Library Collections and Services, used not only for residents of the immediate urban area, but the entire surrounding region for which the library serves.

Syracuse purchased materials in the literature-in-English collection, 800's and fiction, inclusive of primary text, criticism and theory at the Onondaga County Public Library.

Queens enriched the collections of the Central Library in the areas of foreign language, children's literature, science and technology, the social sciences, music, literature and literacy criticism, local history, newspapers, and to facilitate public copying of the Central Library's resources on roll microfilm.

Rochester purchased materials in engineering, psychiatry, medicine, child care, travel, music scores, art, architecture, photography, interior decorating, education, anthropology, psychology, real estate, investments, sales, foundation grants, social issues, associations, storytelling, children's authors and illustrators, information storage and retrieval.

Yonkers serves as a regional reference center in the fields of business and technology and through purchases, was able to provide ready and timely access to a large and diverse collection of periodicals, provided access to telephone directories throughout the United States and by telephone reference, made the information available to other libraries and individuals within the region.

MAJOR URBAN RESOURCE LIBRARIES STATISTICS FOR FISCAL YEARS 1984 - 19

STATE: NORTH CAROLINA

FISCAL YEAR	EXCESS ABOVE \$60 MILLION	PROJECT NUMBER	TOTAL STATE POPULATION	MURL EXPENDITURES	STATE EXPENDITURES	LOCAL EXPENDITURES
FY 1984	\$127,742	13	5,874,489	\$30,000 carryover		
FY 1985	383,526	13	6,019,000	\$60,000 carryover		
FY 1986	264,315	13	6,165,000	\$60,000 carryover		

CITIES OVER 100,000 POPULATION PERCENT	POPULATION SERVED	NATIONAL OR REGIONAL RESOURCE CENTER	SERVICE AREA
853,060 14.5	State	FY85	
877,608 14.6			
904,846 14.6			
	FY84	FY85	
1) Charlotte	1) \$6,000	1) \$12,000	1) \$12,000
2) Greensboro	2) 6,000	2) 12,000	2) 12,000
3) Raleigh	3) 6,000	3) 12,000	3) 12,000
4) Winston-Salem	4) 6,000	4) 12,000	4) 12,000
5) Durham	5) 6,000	5) 12,000	5) 12,000

FY84 carryover: Grants of \$6,000 to each of the five qualifying libraries were made in the carryover year, and the funds were expended as follows:

Charlotte: 288 book titles on subjects for which the public library holdings were inadequate to satisfy interlibrary loan requests.

Durham: Multi-media Bi-Fokal kits and equipment (2 slide projectors and 2 slide/synchronizer recorders) for the Older Adult and Shut-in Service; Adult new readers and replacements and additions of titles identified as needed during a weeding project; Microfilm of the Durham Sun and the Carolina Times.



MAJOR URBAN RESOURCE LIBRARIES STATISTICS FOR FISCAL YEARS 1984 - 19__

STATE NORTH CAROLINA (Continued)

Greensboro: Large print books and Dun's Market Identifiers.

Raleigh: 800 titles of popular adult non-fiction as requested by patrons.

Winston-Salem: 16mm films and educational videocassettes to lend locally and to neighboring libraries.

Although the libraries were able to strengthen a variety of subject areas and collections with these grants, they did not reach the stated project objective of increasing their interlibrary lending by 5% over the previous year, however the increase was 1.4%.

Metropolitan libraries: The five eligible municipal libraries (\$104,532) received per capita enrichment grants to help them establish maintain and improve services to one or more of the target groups or one or more of the priorities and purposes of the 1984 LSCA Amendments.

MAJOR URBAN RESOURCE LIBRARIES STATISTICS FOR FISCAL YEARS 1984 - 19

STATE: OHIO

FISCAL YEAR	EXCESS ABOVE \$60 MILLION	PROJECT NUMBER	TOTAL STATE POPULATION	MURL EXPENDITURES	STATE EXPENDITURES	LOCAL EXPENDITURES
FY 1984	\$231,639	I-7-85	10,797,579	\$220,749 carryover		
FY 1985	686,383	I-7-86	10,772,000	220,752 carryover		
FY 1986	467,032	I-7-87	10,752,000	231,639 carryover		

CITIES OVER 100,000 POPULATION PERCENT	POPULATION SERVED	NATIONAL OR REGIONAL RESOURCE CENTER	SERVICE AREA
2,434,769 22.5	State	No	
2,391,689 22.2			
2,343,155 21.7			
	FY 84	FY 85	FY 86
1) Cleveland	1) \$54,667	1) \$54,667	1) \$54,667
2) Columbus	2) 53,740	2) 53,740	2) 53,740
3) Cincinnati	3) 36,596	3) 36,599	3) 36,599
4) Toledo	4) 33,819	4) 33,819	4) 33,819
5) Akron	5) 22,469	5) 22,469	5) 22,469
6) Dayton	6) 19,458	6) 19,458	6) 19,458
7) Youngstown	7) Declined	7) Declined	7) Declined

FY 84 carryover: MURLS grants were made to six of seven eligible Ohio public libraries; one chose not to participate. Projects undertaken by the recipients were in the main designed to enhance the specific collection areas identified by the libraries. As a result of this project, two newspapers in Dayton and two in Toledo were indexed for better accessibility. Photography items of historical interest were preserved and made accessible in Toledo. In Cleveland, 1,918 video cassettes were added to the collection helping raise the general circulation in the branches that house them. The Cleveland Public Library also did a survey yielding a profile of video cassette users which will be useful in future planning both in Cleveland and other libraries. The Akron-Summit County Public Library added 6,412 volumes of adult new reader materials that resulted in 979 circulations during the one quarter when the count was taken. Although the high technology and cultural arts materials which were the focus of the Public Library of Columbus and Franklin County program arrived

STATE: OHIO (Continued)

late in the project year, it is estimated that the 5,000 patrons access objective was obtained. The Public Library of Cincinnati and Hamilton County produced nine instructional video tapes designed to assist patrons in making more effective use of the library.

The program identified 282,400 users directly served by the project but the potential beneficiaries are the citizens in the state. As statewide resources centers, the materials obtained under the MURLS program are available to all users in the state. This is achieved through their participation in OCLC which assists the major public libraries in locating materials for non-OCLC members.

There were delays in achieving full implementation of the projects. These were due in part to the unavailability of some materials, staffing problems, late starts, and more time needed than anticipated to complete some procedures. Overall the MURLS project achieved its objective by strengthening the capability of those public libraries to meet the information needs of persons within the service area as well as statewide.

MAJOR URBAN RESOURCE LIBRARIES STATISTICS FOR FISCAL YEARS 1984 - 19__

OKLAHOMA

EXCESS ABOVE \$60 MILLION	PROJECT NUMBER	TOTAL STATE POPULATION	MURL EXPENDITURES	STATE EXPENDITURES	LOCAL EXPENDITURES
\$ 66,618	VII	3,025,566	\$16,787		
205,558	VII	3,226,000	51,184		
143,990	VII	3,298,000	51,184		

PER 100,000 PERCENT	POPULATION SERVED	NATIONAL OR REGIONAL RESOURCE CENTER	SERVICE AREA
5.2			
4.9			
4.7			
City			
	FY84	FY85	FY86
	\$8,897	\$27,281	\$27,281
	7,890	23,903	23,903

grants were used to continue services to users in the designated regional area but outside the tax base. The expended upon materials. Both libraries participate in the statewide interlibrary loan networks.

Metropolitan Library System (Oklahoma City) expended its \$27,281 grant for additional materials to serve factors of the service area. Tulsa City-County's grant of \$23,903 was used to continue to provide library residents outside its legal service area and to develop plans for future services based on availability of

ent is now aware that these funds should more specifically target special collections, and is modifying contracts libraries for FY86.

MAJOR URBAN RESOURCE LIBRARIES STATISTICS FOR FISCAL YEARS 1984 - 19__

GON

EXCESS ABOVE \$60 MILLION	PROJECT NUMBER	TOTAL STATE POPULATION	MURL EXPENDITURES	STATE EXPENDITURES	LOCAL EXPENDITURES
\$ 57,153	I-MURL-21/22	2,632,843	\$10,260		
170,003	I-85-6	2,668,000	30,027	carryover	
115,627	I-86-7	2,674,000	30,027		

PER 100,000 IN PERCENT	POPULATION SERVED	NATIONAL OR REGIONAL RESOURCE CENTER	SERVICE AREA
17.9	State	No	
17.7			
17.4			
	FY84	FY85	FY86
nd	1) \$7,950	1) \$23,419	1) \$23,419
	2) 2,310	2) 6,608	2) 6,608

two participating libraries provide state-wide interlibrary loan services. to be reported in the FY86 Annual Report.



MAJOR URBAN RESOURCE LIBRARIES STATISTICS FOR FISCAL YEARS 1984 - 19__

PENNSYLVANIA

EXCESS ABOVE \$60 MILLION	PROJECT NUMBER	TOTAL STATE POPULATION	MURL EXPENDITURES	STATE EXPENDITURES	LOCAL EXPENDITURES
\$254,862	XVI	11,867,718	\$135,206 carryover		
756,921	7	11,879,000	202,809 carryover		
517,189	7	11,901,000	202,809 carryover		
PER 100,000 PERCENT		POPULATION SERVED	NATIONAL OR REGIONAL RESOURCE CENTER		SERVICE AREA
19.6		State	Yes		
19.4					
19.0					
	FY84	FY85	FY86		
phia	1) \$75,989	1) \$118,440	1) \$118,440		
gh	2) 44,494	2) 62,263	2) 62,263		
	3) 10,296	3) 15,413	3) 15,413		
n	4) 4,427	4) 6,693	4) 6,693		

over (MURLs): The Allentown Public Library is a resource center for an area with a business and residential of more than 300,000. At any given time, half of the people in the main library reside in communities outside Reference use is consistently high and has become increasingly complex. To continue to serve well as a center- ce center, the Allentown Public Library has a standing plan for keeping reference resources current and broadly ive of area interests.

were used to help with expensive continuations that small local libraries find prohibitively expensive and to ose works of general interest that fall outside the budget of the local library. Recent examples include the new yclopedias of Music, Fishbern Medical Encyclopedia, Magill Survey of Short Fiction Survey of Long Fiction. the Allentown Public Library accepts all area requests for computer-based reference searches.

unds to help with expensive continuations which small local libraries are not financially able to purchase. als were purchased and made available by loan or photocopy to all libraries and Pennsylvania residents who em.

MAJOR URBAN RESOURCE LIBRARIES FOR FISCAL YEARS 1984 - _____

PENNSYLVANIA (cont'd)

Library of Pittsburgh: Materials were purchased and made available by loan or photocopy to all libraries and area residents who requested them.

\$9,000 in MURLS funds granted to the Free Library of Philadelphia was allocated to three Central Library departments for the purchase of major microform replacement backfiles.

Departments and their allocations are as follows: The Microforms and Newspapers Department - \$48,840.00 for the purchase of a backfile microfilm collection of the New York Times (1881-1961); The Government Publications Department - \$19,129.00 for a microfiche backfile of the Congressional Hearings of the 86th and 88th Congresses (1959-1983); The Mercantile Library - \$10,020.00 for a microfiche backfile of Moody's Investor's Service (1952-1983).

Factors entered into the decision to select the above-named departments and the specific microform titles. In the case of the MAN Department heavy public use of the New York Times microfilm, daily wear and tear, and damage to existing equipment necessitated the replacement of this important microfilm collection. The acquisition of the Congressional Hearings on microfiche permits the Government Publications Department to update an important resource through the replacement of paper copies with microfiche which will free much needed stack space. One of the major goals of the Free Library of Philadelphia Comprehensive Plan for the 80's: Goals, Objectives, Priorities and Strategies focuses on the upgrading and replacement of the business and general circulating collections of the Mercantile Library. In-person and written staff surveys have identified specific areas of concentration. The replacement of the paper copies of a 30 year backfile of Moody's Investor's Service on microfiche is a major step in the upgrading and enhancement of Mercantile Library's heavily used business collection. In all cases paper copies made from the new microforms will be available for interlibrary loans.

MAJOR URBAN RESOURCE LIBRARIES STATISTICS FOR FISCAL YEARS 1984 - 19__

ODE ISLAND

EXCESS ABOVE \$60 MILLION	PROJECT NUMBER	TOTAL STATE POPULATION	MURL EXPENDITURES	STATE EXPENDITURES	LOCAL EXPENDITURES
\$20,496	2	947,154	\$3,382		
60,724	2	953,000	9,898		
41,587	-	962,000	9,898		

PER 100,000 PERCENT	POPULATION SERVED	NATIONAL OR REGIONAL RESOURCE CENTER	SERVICE AREA
16.5	State		
16.3			
16.0			
ence	FY84	FY85	FY86
	\$3,382	\$9,898	\$9,898

ence Public Library entered bibliographic data on its periodical holdings into its automated circulation system. This will enable local public library users to access, by the on-line data base or a printed list, information on periodicals owned by the Providence Public Library.

ch of this project is that local public library users in any community will be able to find out what periodicals are available at the Library. In addition, by having access to such information regional library centers will be able to fill gaps in periodical articles in a more effective manner.

MAJOR URBAN RESOURCE LIBRARIES STATISTICS FOR FISCAL YEARS 1984 - 19__

SOUTH CAROLINA

EXCESS ABOVE \$60 MILLION	PROJECT NUMBER	TOTAL STATE POPULATION	MURL EXPENDITURES	STATE EXPENDITURES	LOCAL EXPENDITURES
\$ 68,034	III-C	3,119,208	\$20,000		
205,622	III-C	3,227,000	20,000		
141,641	--	3,300,000	-0-		
PER 100,000 IN PERCENT		POPULATION SERVED	NATIONAL OR REGIONAL RESOURCE CENTER		SERVICE AREA

3.2 Regional

3.1

-0-

	FY84	FY85	FY86
a	\$20,000	\$20,000	-0-

Richland County Public Library (Columbia) used its \$20,000 MURLS grant to purchase approximately 200 audio cassettes in areas of business, management, banking, law, marketing, accounting, and personnel management. The collection ranged from those based on popular books such as The One Minute Manager and Winning through Intimidation to instructional cassettes such as How to Make Better Decisions and Understanding and Managing Stress. The cassettes are available to Richland County residents through normal library procedures and to residents of the neighboring counties of Calhoun, Fairfield, Kershaw, Lexington, Newberry, Orangeburg, Saluda, and Sumter Counties through interlibrary loan.

The library also sponsored bibliographies prepared, and a prize-winning newsletter was created to make the business community in Richland County and surrounding areas aware of the services offered by the library.

The Richland County Public Library used its \$20,000 MURLS grant to continue the purchase of audio and video. Approximately 200 titles were acquired in the areas of accounting, banking, business management, law, marketing, and personnel management. Cassettes purchased for the collection ranged from those based on popular books such as Power! How to Use it and Twenty-two Biggest Mistakes Managers Make to instructional cassettes such as How to Open Meetings and No Nonsense Delegation.

lina: (cont'd)

Richland County Public Library had used its MURLS grant to acquire books for the business reference collection. Because of requests from the public and a desire on the library's part to expand the business collection into audio and video tapes, the acquisition of audio and video tapes was begun. The response from the library users and staff to the business topics was very positive.

Books were made available to Richland County residents through normal library procedures and to residents of the counties of Calhoun, Fairfield, Kershaw, Lexington, Newberry, Orangeburg, Saluda and Sumter counties through inter-library loan to their county libraries. Approximately twenty-five conference calls per month concerning the collection were held with neighboring county libraries. Twenty loans were made to neighboring county libraries.

The service was publicized through newspaper articles and through articles in library newsletters. Letters were sent to managers of thirty companies in the area informing them about the collection. Copies of the annotated list of titles were made available to various businesses. Also, copies of this list were bound and sent to participating libraries and a master list was maintained at the main library in Richland County. Due to the number of titles in the collection, the list was prepared on an Apple computer so that new titles could be easily added.

Note: As the city of Columbia's population is less than 100,000 in FY 86.

MAJOR URBAN RESOURCE LIBRARIES STATISTICS FOR FISCAL YEARS 1984 - 1985

TENNESSEE

EXCESS ABOVE \$60 MILLION	PROJECT NUMBER	TOTAL STATE POPULATION	MURL EXPENDITURES	STATE EXPENDITURES	LOCAL EXPENDITURES
\$ 99,241	I-B-3	4,590,870	\$94,558		
296,677	7	4,656,000	94,558		
203,413	7	4,717,000	94,558		
PER 100,000 PERCENT		POPULATION SERVED	NATIONAL OR REGIONAL RESOURCE CENTER		SERVICE AREA
31.5		Regional	Yes		
31.0					
30.7					
	FY 84	FY 85	FY 86		
De- Davidson	1) \$23,639	1) \$23,639	1) \$23,639		
De- le	2) 23,639	2) 23,639	2) 23,639		
De- Moaga	3) 23,640	3) 23,640	3) 23,640		
	4) 23,640	4) 23,640	4) 23,640		

S: The MURL funds were used to strengthen the collection of metropolitan libraries for use as regional

Resource Centers: The Area Resource Centers is a continuing program designed to provide improved library service in metropolitan areas of the State. Each library received \$80,000 or a total of \$320,000 to provide answers to questions from regional and local libraries; books not available locally; photo duplication of needed materials; grants for distribution; and in-service training to county and regional library staffs. Of the nine libraries that do not use the Area Resource Centers (ARC) in 1984, four do not have a telephone in the library, all are open only part of the week and all but one are less than 1,500 square feet in size. It is difficult for these libraries to provide the quality of library service that requires ARC support. The number of reference questions submitted and answered increased up 18%.

6,000 requests for information, books and articles were sent to the ARC system by public libraries outside metropolitan areas of the State. The four metropolitan public libraries in which the Area Resource Centers are located supplied 87% of the total fills.

MAJOR URBAN RESOURCE LIBRARIES STATISTICS FOR FISCAL YEARS 1984 - 19__

MISSISSIPPI (Cont'd)

Immediate access to the list of holdings in the OCLC data base. Through the computer terminal, ARCs are quickly verify bibliographic information essential to filling requests for interlibrary loan and to locate

Acquisitions of 41 Tennessee libraries are being input to the OCLC data base, and retrospective collections of major resource libraries are being added, providing an extensive on-line catalog of Tennessee holdings upon ARCs can draw. The State agency is studying the effects of OCLC/SOLINET on ARC and the possible activities the evolving state-wide network.

Funds were used to add to the regional visuals capacity of Tennessee libraries.

MAJOR URBAN RESOURCE LIBRARIES STATISTICS FOR FISCAL YEARS 1984 - 19__

KAS

EXCESS ABOVE \$60 MILLION	PROJECT NUMBER	TOTAL STATE POPULATION	MURL EXPENDITURES	STATE EXPENDITURES	LOCAL EXPENDITURES
\$316,007	12	14,229,793	\$127,351 carryover		
976,752	7	15,329,000	400,468 carryover		
686,409	7	15,989,000	400,468 carryover		

PER 100,000 PERCENT		POPULATION SERVED	NATIONAL OR REGIONAL RESOURCE CENTER		SERVICE AREA

	FY84	FY85	FY 86
40.3		State	
41.0			
41.0			
	1) \$37,250	1) \$110,008	1) \$110,008
	2) 21,115	2) 60,171	2) 60,171
onio	3) 18,351	3) 52,213	3) 52,213
	4) 9,933	4) 28,373	4) 28,373
orth	5) 8,991	5) 25,589	5) 25,589
	6) 8,074	6) 23,469	6) 23,469
Christi	7) 5,412	7) 15,688	7) 15,688
	8) Declined	8) 11,258	8) 11,258
on	9) 3,744	9) 11,665	9) 11,665
o	10) 3,489	10) 9,904	10) 9,904
	11) 3,248	11) 9,497	11) 9,497
t	12) 2,751	12) 7,872	12) 7,872
a	13) 2,624	13) 7,778	13) 7,778
	14) Declined	14) 7,287	14) 7,287
	15) 2,369	15) 6,515	15) 6,515
		16) 6,649	16) 6,649
		17) 6,532	17) 6,532
		18) Ineligible	

t'd)

S (FY 84 Carryover) : Thirteen public libraries participated in the Major Urban Resource Libraries (MURLS) Grant. The libraries received grants totalling \$127,351 to purchase library materials which would improve their ability to serve persons who reside outside of their tax-supporting political subdivisions. Two libraries (Lubbock and Irving) which were qualified for a MURLS grant, declined participation in the program for FY 1985. The evaluation reports received from the libraries at the end of the project year indicate that a total of 12,851 volumes of library materials were purchased with grant funds.

In their grant application, each MURL set one or more objectives for service to non-residents during the grant year. The results for these objectives, for all thirteen participants, was as follows by the end of the project year:

<u>Objective</u>	<u>No. of Libraries Setting Objectives</u>	<u>Total</u>
Persons making in-library requests and services.	8	680,484
Use of reference phone or mail.	6	743,163
Materials loaned to non-residents.	2	94,659

MAJOR URBAN RESOURCE LIBRARIES STATISTICS FOR FISCAL YEARS 1984 - 19__

EXCESS ABOVE \$60 MILLION	PROJECT NUMBER	TOTAL STATE POPULATION	MURL EXPENDITURES	STATE EXPENDITURES	LOCAL EXPENDITURES
\$ 32,536	IV	1,461,117	\$15,000		
100,103	6	1,571,000	20,000		
70,385	6	1,652,000	20,000		

PER 100,000 PERCENT	POPULATION SERVED	NATIONAL OR REGIONAL RESOURCE CENTER	SERVICE AREA
1.1	State		
0.4			
9.9			
City	FY84	FY85	FY86
	\$15,000	\$20,000	\$20,000

ds were used for interlibrary loan activities and the purchase of books.

MURL Project for fiscal year 1985 was designed to strengthen the Business and Science collection and the collection of the Salt Lake City Public Library. The Salt Lake City Public Library is currently a net leader in the interlibrary loan network of Utah. All libraries in the State were eligible to benefit from interlibrary loan services rendered through the network.

on and strengthening of the largest public library book collection in Utah helped maintain the Salt Lake City Public Library as the link pin for retrospective interlibrary loan requests. The growth of networking in the interlibrary loan network increased the demands upon the largest public library in the Intermountain West.

Selection of materials was based upon the interlibrary needs identified through data collection during the 1983-84 period. The specific titles selected were based upon the collection development plan of the Salt Lake City Public Library.

The project was evaluated in terms of the number of books purchased and the number of interlibrary loan requests received by the City Library.



MAJOR URBAN RESOURCE LIBRARIES STATISTICS FOR FISCAL YEARS 1984 - 19__

STATE: UTAH

The regional area defined for the MURL Project is contiguous with the entire State. The range of population served, therefore, includes all age, ethnic and socioeconomic groups. This also contribute to the meeting of such Legislative priorities as service to persons of limited English-speaking ability, residents of State institutions, physically handicapped, older persons, and residents of urban areas, rural areas with inadequate library service.

MAJOR URBAN RESOURCE LIBRARIES STATISTICS FOR FISCAL YEARS 1984 - 19__

STATE: VIRGINIA

FISCAL YEAR	EXCESS ABOVE \$60 MILLION	PROJECT NUMBER	TOTAL STATE POPULATION	MURL EXPENDITURES	STATE EXPENDITURES	LOCAL EXPENDITURES
FY 1984	\$116,432	84-8	5,346,499	\$31,320		
FY 1985	349,500	85-7	5,485,000	94,016		
FY 1986	241,694	86-7	5,636,000	94,016		

CITIES OVER 100,000 POPULATION PERCENT	POPULATION SERVED	NATIONAL OR REGIONAL RESOURCE CENTER	SERVICE AREA
--	-------------------	--------------------------------------	--------------

1,438,412 26.9
 1,473,924 26.9
 1,636,000 27.1

State

	FY84	FY85	FY86
1) Norfolk	1) \$31,320	1) \$31,338	1) \$31,338
2) Virginia Beach			
3) Richmond			
4) Newport News			
5) Hampton			
6) Chesapeake			
7) Portsmouth			
8) Alexandria		8) 31,338	8) 31,338
9) Roanoke		9) 31,338	9) 31,338

FY 84: Funds were used to purchase microfilmed back issues of 73 magazines as well as Barron's Business Weekly and the Washington Post newspaper. Reference books were also purchased.

FY 85: Alexandria Public Library purchased books to augment the business, management, high technology and foreign language collections.

Norfolk Public Library purchased major reference titles such as the Book Review Index 1965-84, the Biography and Genealogy Master Index, and Variety Film Reviews. They also purchased the Kentucky census records on microfilm. New equipment to assist interlibrary loan operations included four telecopiers.

Roanoke Public Library purchased three microcomputers to assist with circulation demands, and six microfilm readers for patron access to the periodicals collection.

MAJOR URBAN RESOURCE LIBRARIES STATISTICS FOR FISCAL YEARS 1984 - 19__

STATE: WASHINGTON

FISCAL YEAR	EXCESS ABOVE \$60 MILLION	PROJECT NUMBER	TOTAL STATE POPULATION	MURL EXPENDITURES	STATE EXPENDITURES	LOCAL EXPENDITURES
FY 1984	\$ 90,574	VI	4,130,233	\$18,023 carryover		
FY 1985	272,463	5	4,276,000	47,327 carryover		
FY 1986	187,143	5	4,349,000	47,327 carryover		
CITIES OVER 100,000 POPULATION PERCENT			POPULATION SERVED	NATIONAL OR REGIONAL RESOURCE CENTER	SERVICE AREA	
823,647	19.9	State				
823,331	19.3					
931,256	18.8					

	FY84	FY85	FY 86
1) Seattle	1) \$10,814	1) \$28,396	1) \$28,396
2) Spokane	2) 3,749	2) 9,844	2) 9,844
3) Tacoma	3) 3,460	3) 9,087	3) 9,087

The FY 84 MURLS program was carried over to FY 85. While the grants were awarded and the contracts signed in FY 84, the funds were not expended or obligated until FY 85. The qualifying libraries are Seattle Public and Tacoma Public. Utilizing the evaluation criteria from the FY 85 Annual Program, the achievements of the program are detailed below:

Objective: To continue access to the collections of the major urban resource libraries for the citizens of the State of Washington.

Results: Seattle Public: Approximately 147,000 on-site reference questions from non-residents. Approximately 80,000 telephone questions from non-residents. 5,103 interlibrary loan items provided to other agencies.

Spokane Public: 26.7% of on-site reference requests at the Main Library are non-residents. 37.7% of telephone questions at the Main Library are from non-residents. 19.8% of the interlibrary loan requests at the Main Library are from non-residents.

Tacoma Public: 25% of on-site reference requests are from non-residents. 17% of telephone questions are from non-residents. 1,500 non-residents are eligible for interlibrary loan services.

MAJOR URBAN RESOURCE LIBRARIES STATISTICS FOR FISCAL YEARS 1984 - 19

STATE: WISCONSIN

FISCAL YEAR	EXCESS ABOVE \$60 MILLION	PROJECT NUMBER	TOTAL STATE POPULATION	MURL EXPENDITURES	STATE EXPENDITURES	LOCAL EXPENDITURES
FY 1984	\$101,730	85-180 and 182	4,706,195	\$16,469	carryover	
FY 1985	302,348	86-26 and 28	4,745,000	95,240	carryover	
FY 1986	206,458	87-NA	4,766,000	95,240		

CITIES OVER 100,000 POPULATION PERCENT	POPULATION SERVED	NATIONAL OR REGIONAL RESOURCE CENTER	SERVICE AREA
806,828 17.1	Regional		
804,149 16.9			
791,556 16.6			

	FY84	FY85	FY86
1) Milwaukee	1) \$9,130	1) \$74,288	1) 74,288
2) Madison	2) 8,090	2) 20,952	2) 20,952

FY 84 Carryover (MURLS): Madison (\$9,269) conducted an after school program for latch key children. Some of the aspects of the program were difficult to measure, but the project administrator did find out (in some cases through sampling) the following: 1,152 children attended the various programs; 45% of the children attending did not have a parent at home; 75% of the children were 6-8 years old; 10% of the children were "new" library users. Word-of-mouth and brochures were effective in getting attendees. A positive aspect of the project was the contact established in school IMC directors. A major difficulty was targeting latchkey children without labeling them negatively. If children cannot walk to the library, transportation is a problem.

Milwaukee purchased (\$8,090) three CRT terminals and related communications equipment were purchased to enable personnel at the Central Library and 2 branches to query the online circulation system for holding information and patron eligibility. While most online circulation systems available today provide these features, the Milwaukee system was developed 15 years ago and was not designed with those functions in mind.

MAJOR URBAN RESOURCE LIBRARIES STATISTICS FOR FISCAL YEARS 1984 - 19

STATE: PUERTO RICO

FISCAL YEAR	EXCESS ABOVE \$60 MILLION	PROJECT NUMBER	TOTAL STATE POPULATION	MURL EXPENDITURES	STATE EXPENDITURES	LOCAL EXPENDITURES
FY 1984	\$ 69,644	7	3,196,520	\$52,992 carryover		
FY 1985	206,769	7	3,245,000	69,644 carryover		
FY 1986	141,902		3,270,000	69,644		

CITIES OVER 100,000 POPULATION PERCENT	POPULATION SERVED	NATIONAL OR REGIONAL RESOURCE CENTER	SERVICE AREA
919,261 28.7	Commonwealth	Yes	
919,261 28.7			
1,020,226 31.1			

	FY84	FY85	FY86
1) San Juan	1) \$52,992	1) \$69,644	1) \$69,644
2) Bayamon			
3) Ponce			
4) Carolina			
5) Mayaguez			

FY 84 Carryover: With the assistance of MURL's grant the resources of the Puerto Rican collection at Carnegie and Ponce Library were made available through interlibrary loan to residents of San Juan, Carolina, Hato Rey, Loiza, Toa Alta, Toa Bajo, Valle Arriba Heights in Carolina and Fair View en Trujillo Alto.

Seven hundred ten (710) new titles were selected and purchased for a total of seven thousand seven hundred fifty five (7,755) new books to enrich the collections.

One thousand thirty two (1,032) books were processed and distributed in Carnegie Library (972) and Ponce Library (60).